

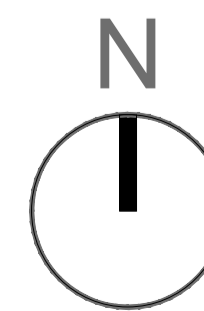
PLAY AREA 1
SCALE: 1:100 / A1

DO NOT SCALE FROM THIS DRAWING. WORK ONLY FROM FIGURED DIMENSIONS
ALL ERRORS AND OMISSIONS ARE TO BE REPORTED TO LANDSCAPE ARCHITECT

REV:	DATE:	REFERENCE:
A	2024-04-11	LANDSCAPE PLAY MAP
B	2024-06-24	PUBLISHED PLANNING ISSUE
C	2024-06-26	PUBLISHED PLANNING ISSUE - SERVICES REVISIONS

BY:	REV:	DATE:	REFERENCE:
CC			
CC			
CC			

BY:



MURPHY+SHEANON
Horticulture & Landscape Architecture

Contact : colum@murphysheanon.ie
Tel : +353860787147
Address : Ground Floor, Mounttown House,
Lower Mounttown Road,
Glenageary, Co.Dublin

CLIENT:
DÚN LAOGHAIRE-RATHDOWN COUNTY COUNCIL
C/O ABK ARCHITECTS

PROJECT:
LEHAUNSTOWN RESIDENTIAL DEVELOPMENT, CHERRYWOOD

DRAWING NUMBER:
531-PD-03
PROJECT NUMBER:
23-531

PROJECT STATUS:
PLANNING

SHEET NO:
REV. C

DATE:
JUNE 2024

SCALE:
AS SHOWN / A1

DRAWN BY:
CC

CHECKED BY:
DM/CS

CAD FILE REFERENCE:
h:\shared drives\murphy sheanon office\m+s_office\jobs\2312531 - cherrywood\m+s\l2_planning\23-531-pd-01 v27.06.24.dwg



PLAY ITEM 1 - KOMPAN TOWER AND NET - KEY USER GROUP 3 - 10 Years
PRODUCT NO. NRO1004



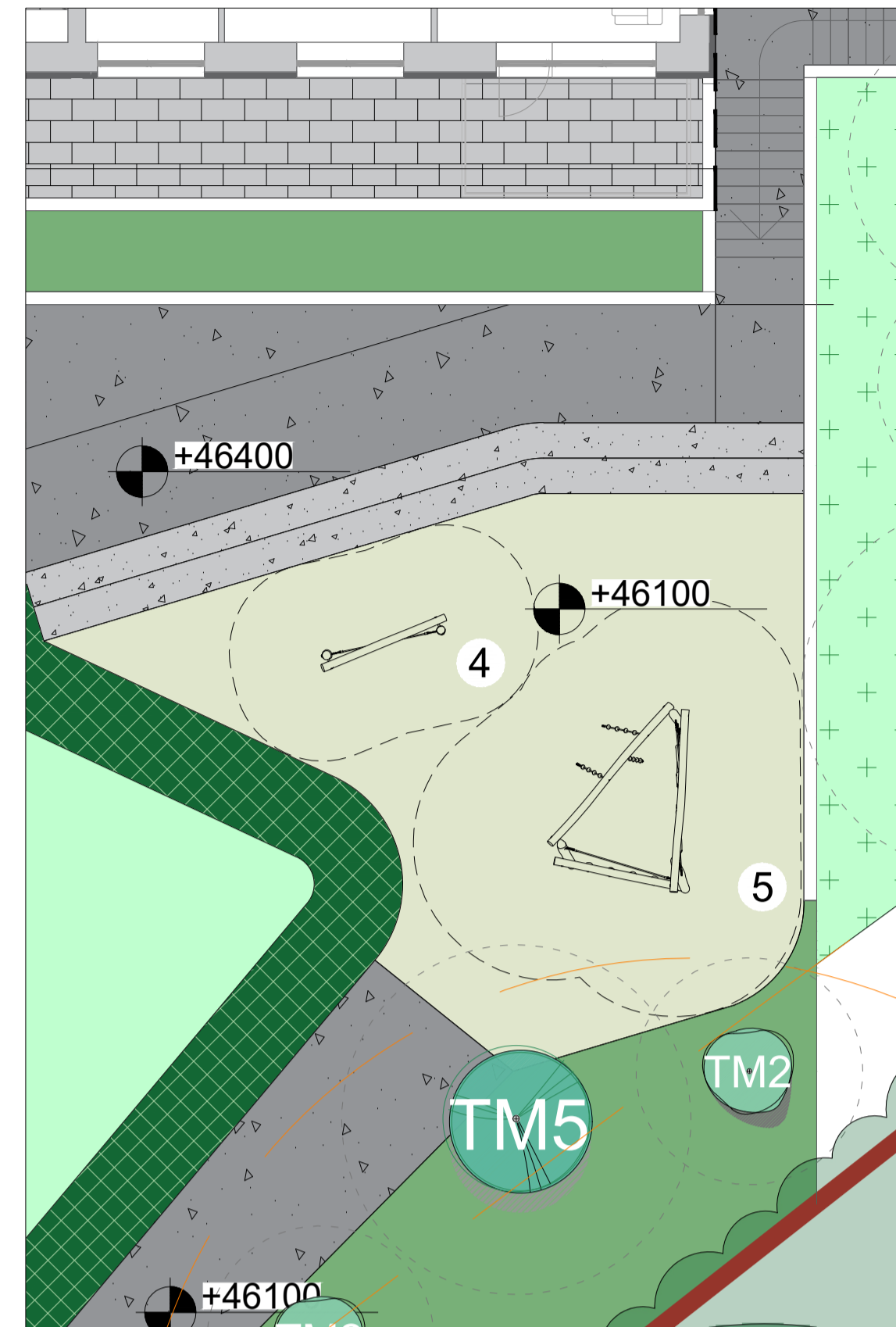
PLAY ITEM 2 - KOMPAN SINGLE BALANCE BEAM - KEY USER GROUP 3 - 12 YEARS
PRODUCT NO. NRO802



PLAY ITEM 3 - KOMPAN EMBANKMENT SLIDE, 1.5M WIDTH - KEY USER GROUP 3 - 12 YEARS
PRODUCT NO. COR71150



PLAY ITEM 6 - KOMPAN BIRD NEST SWING - KEY USER GROUP 2 - 15 YEARS (TEENAGE FOCUS)
PRODUCT NO. NRO906




PLAY AREA 2
SCALE: 1:100 / A1



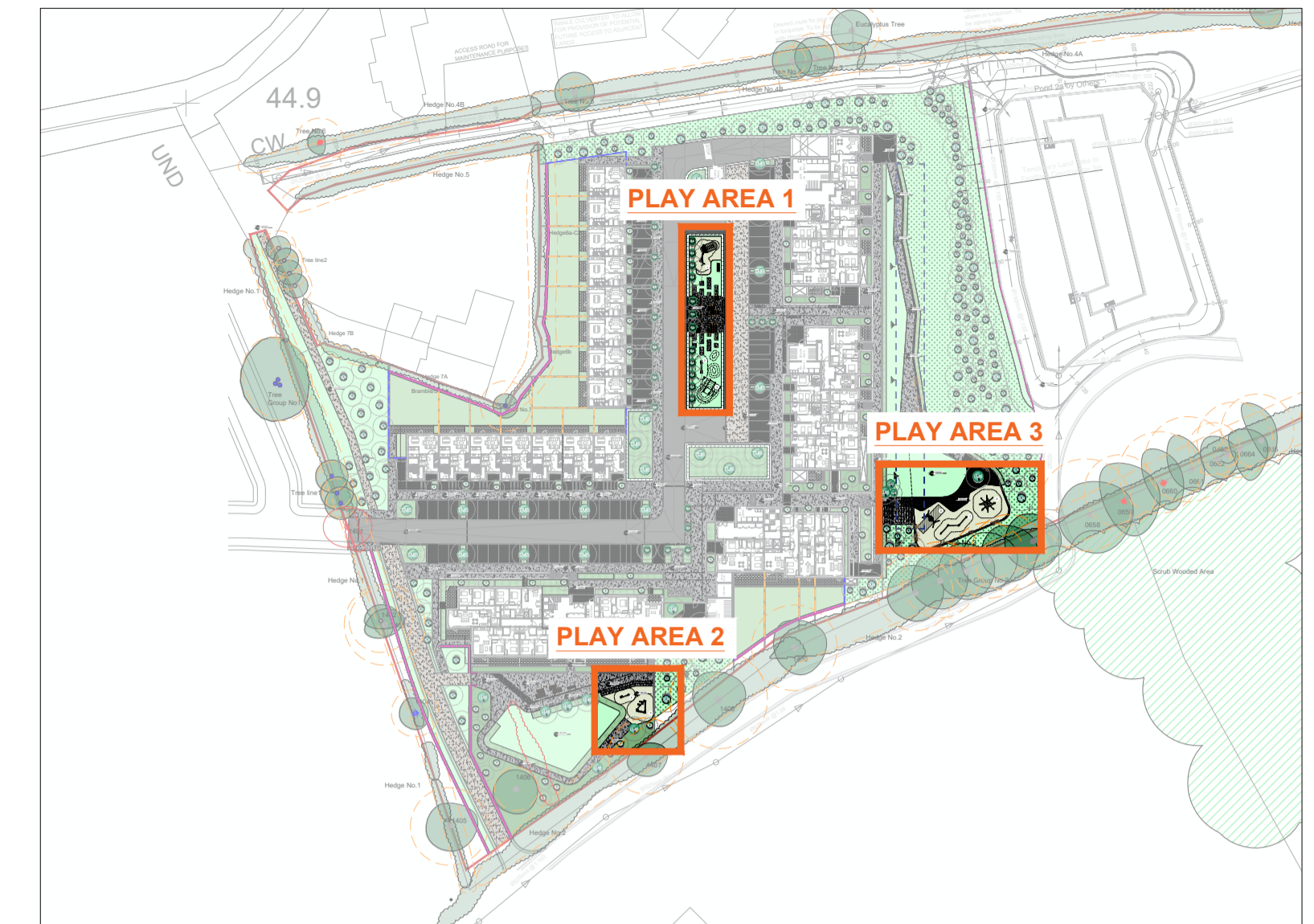
PLAY AREA 3
SCALE: 1:100 / A1



PLAY ITEM 4 - KOMPAN ROPE BRIDGE - KEY USER GROUP 4-12 Years
PRODUCT NO. NRO811



PLAY ITEM 5 - KOMPAN PARKOUR 2 - KEY USER GROUP 6-12 Years
PRODUCT NO. NRO852



INDICATION PLAN
SCALE: 1:1500 / A1

PLAY SPACE & PUBLIC OPEN SPACE STRATEGY

Toddlers doorstep play area will be provided within a play area located in the central square between the units and apartments blocks. Earthen mounds and ground grading will provide additional interest and play facilities for all age groups and to encourage intergenerational play. An additional 200m²+ teenage focus play space has been provided in the park area to the rear of the units.

- Play features/surfaces will be installed by a reputable specialist play contractor in accordance with ISEN 1176 an ISEN 1177.
- Surfacing of natural play areas to be grass (150mm of topsoil minimum), grass and sand where needed.
- Rubberised EPDM play surface to be provided for the doorstep play area within the central courtyard.
- Boulders - typically rounded (Leinster granite boulders maximum 1 m in height by 1-2m in length or width, 1-2 tonnes in weight.
- All play equipment to be fixed in concrete foundations/footings to manufacturer's specifications.
- Grass areas and associated landform will be gently contoured to facilitate mowing by ride-on mowers, grass mounds to be mowed by standard lawn mowers.



PLAY ITEM 7 - KOMPAN TRIPLE BALANCE BEAM - KEY USER GROUP 3 - 12 YEARS (TEENAGE FOCUS)
PRODUCT NO. NRO804



PLAY ITEM 8 - KOMPAN CRAWLING PYRAMID - KEY USER GROUP 3 - 10 YEARS
PRODUCT NO. NRO1004