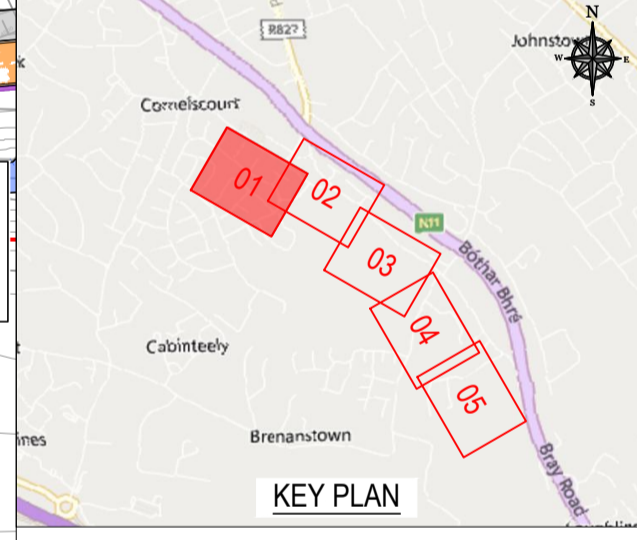


© COPYRIGHT OF THIS DRAWING IS RESERVED BY DBFL CONSULTING ENGINEERS. NO PART SHALL BE REPRODUCED OR TRANSMITTED WITHOUT THEIR WRITTEN PERMISSION.
 NO CHANGES OF WHATSOEVER NATURE ARE TO BE MADE TO ANY DETAILS SET OUT OR CONTAINED IN ANY DBFL SPECIFICATIONS OR DRAWINGS UNLESS THE EXPRESS CONSENT HAS BEEN OBTAINED IN ADVANCE, IN WRITING, FROM DBFL.

- NOTES:
- ALL WORKS SHALL BE CONSTRUCTED IN ACCORDANCE WITH THE WORKS REQUIREMENTS.
 - DRAWINGS TO BE READ IN CONJUNCTION WITH THE WORKS REQUIREMENTS AND SPECIFICATIONS AND SUPPORTING DRAWING SERIES.
 - ALL DIMENSIONS IN METERS UNLESS SPECIFIED OTHERWISE. DO NOT SCALE FROM DRAWING.
 - ALL CO-ORDINATES ARE TO IRISH TRANSVERSE MERCATOR. ALL LEVELS ARE TO ORDNANCE DATUM (MALIN HEAD).
 - ALL TEMPORARY TRAFFIC MANAGEMENT SHALL COMPLY FULLY WITH THE WORKS REQUIREMENTS - REFER TO APP 1/17.
 - ALL VEHICULAR, PEDESTRIAN & CYCLE ROUTES AND ACCESSES WITHIN AND SURROUNDING THE WORKS EXTENTS MUST BE MAINTAINED THROUGHOUT THE WORKS IN ACCORDANCE WITH THE CONTRACTORS APPROVED TEMPORARY TRAFFIC & OPERATIONS MANAGEMENT PLAN.

- LEGEND
- SITE BOUNDARY
 - EXISTING KERBS
 - EXISTING BOUNDARY
 - EXISTING ROADWAY
 - PROPOSED FOOTPATH
 - PROPOSED CYCLE LANE
 - PROPOSED CYCLE TRACK
 - PROPOSED CYCLE RAMP
 - PROPOSED SHARED PATH / GREENWAY
 - PROPOSED SHARED STREET
 - PROPOSED GRASS VERGE / LANDSCAPE AREA
 - PROPOSED FUTURE DEVELOPMENT
 - PROPOSED PAVED CENTRAL STRIP
 - PROPOSED BUFF TACTILE PAVING
 - PROPOSED RED TACTILE PAVING
 - PROPOSED LADDER & TRAMLINE TACTILE PAVING
 - PROPOSED RAISED CROSSING/RAMP
 - PROPOSED ZEBRA CROSSING
 - PROPOSED WALL
 - PROPOSED RETAINING WALL
- SECTION X-X AS PER DETAIL DRAWING 230119-X-0700-Z00-DTM-DR-DBFL-CE-5203
 SECTION Y-Y AS PER DETAIL DRAWING 230119-X-0700-Z00-DTM-DR-DBFL-CE-5203



ORDNANCE SURVEY IRELAND LICENCE
 No CYAL50276885
 © ORDNANCE SURVEY IRELAND
 GOVERNMENT OF IRELAND

1	09-04-2026	Approved Scheme	ICJ	ACD
0	14-08-2025	Planning Submission	ICJ	ACD
rev	date	description	by	chkd.

STATUS CODES
 purpose acceptance
 P3 - PLANNING PERMISSION S - ISSUED

DBFL
 CONSULTING ENGINEERS

T - 353 1 400 4000 | E: info@dbfl.ie | W: www.dbfl.ie
 DUBLIN | CORK | GALWAY | WATERFORD

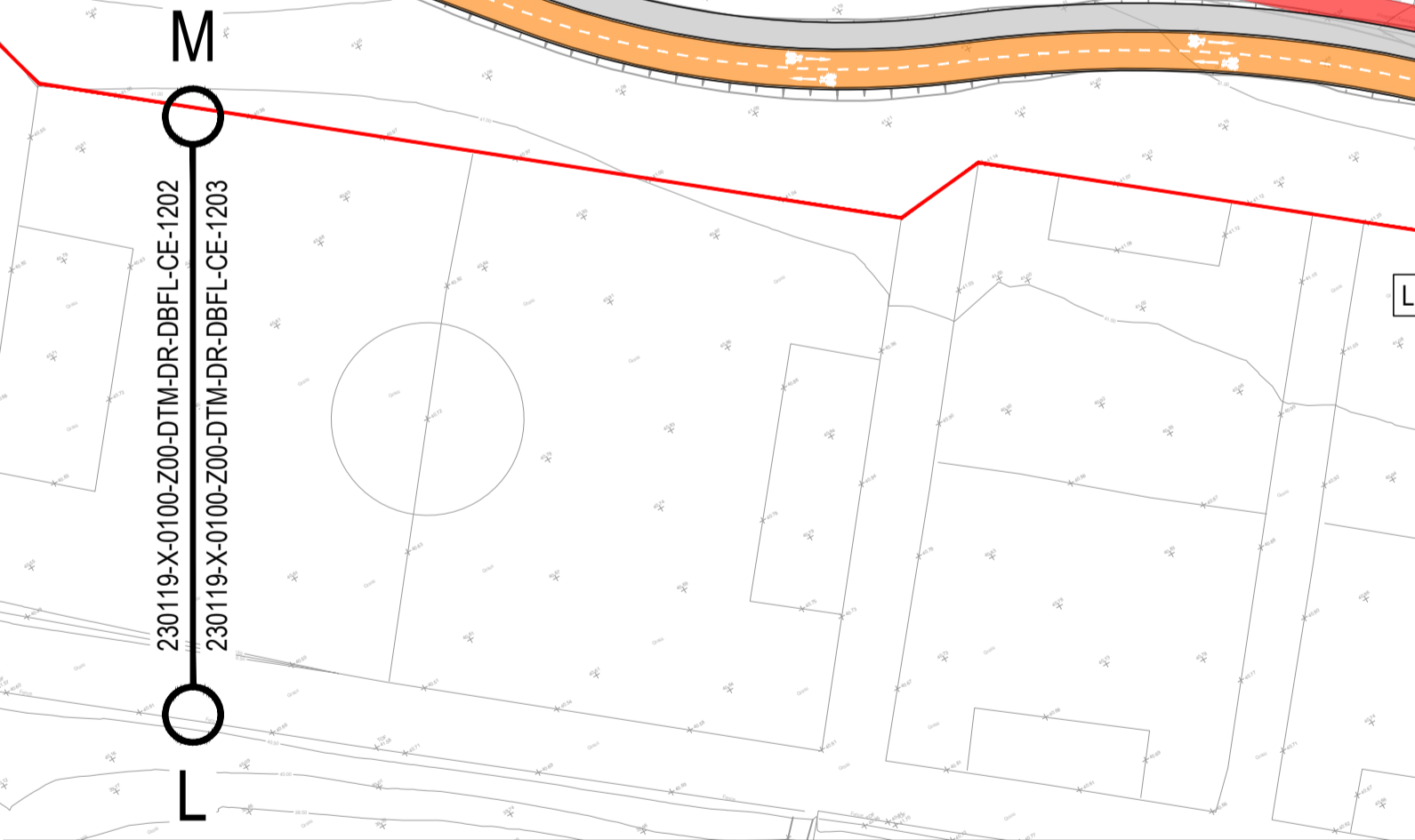
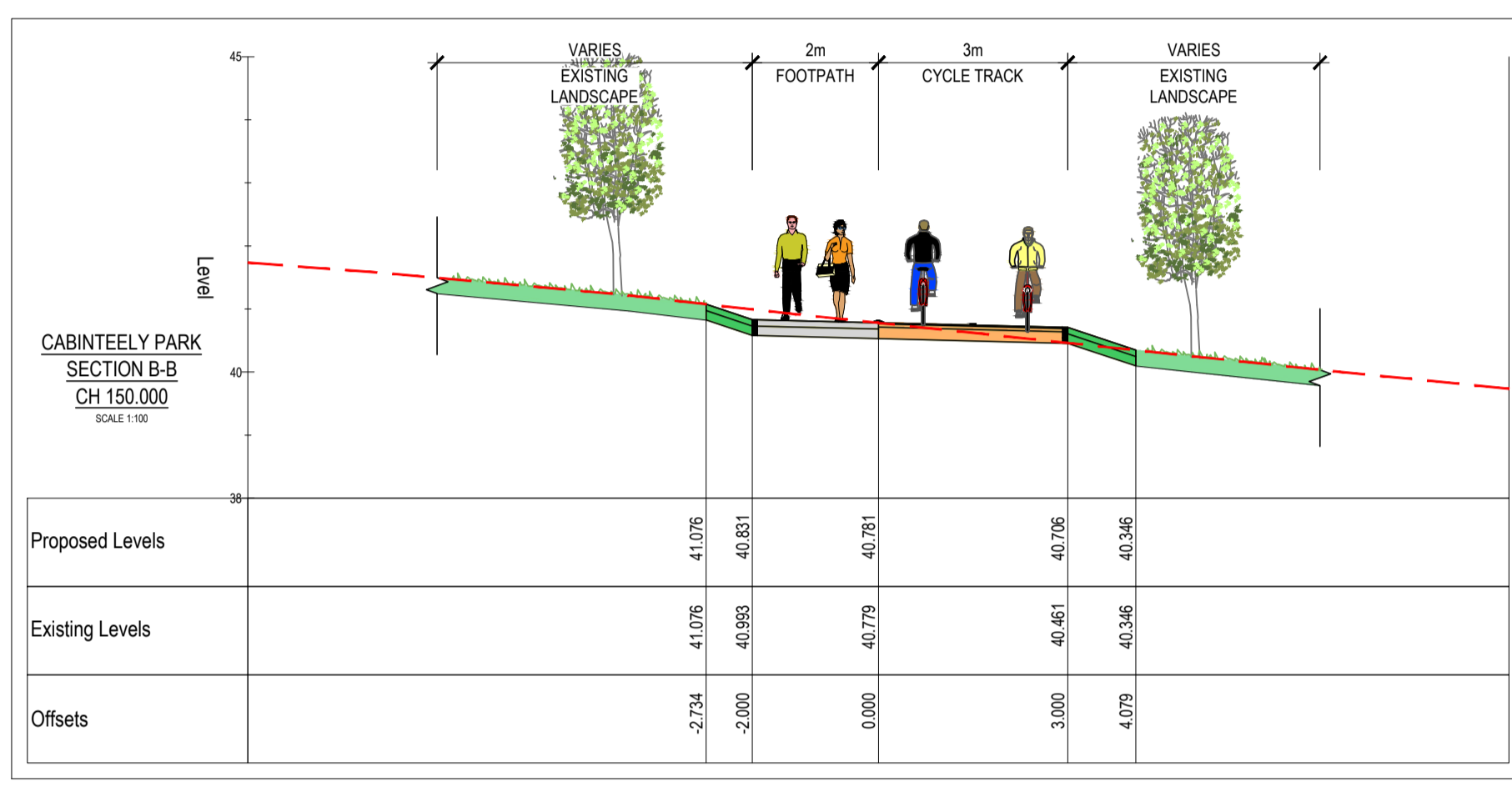
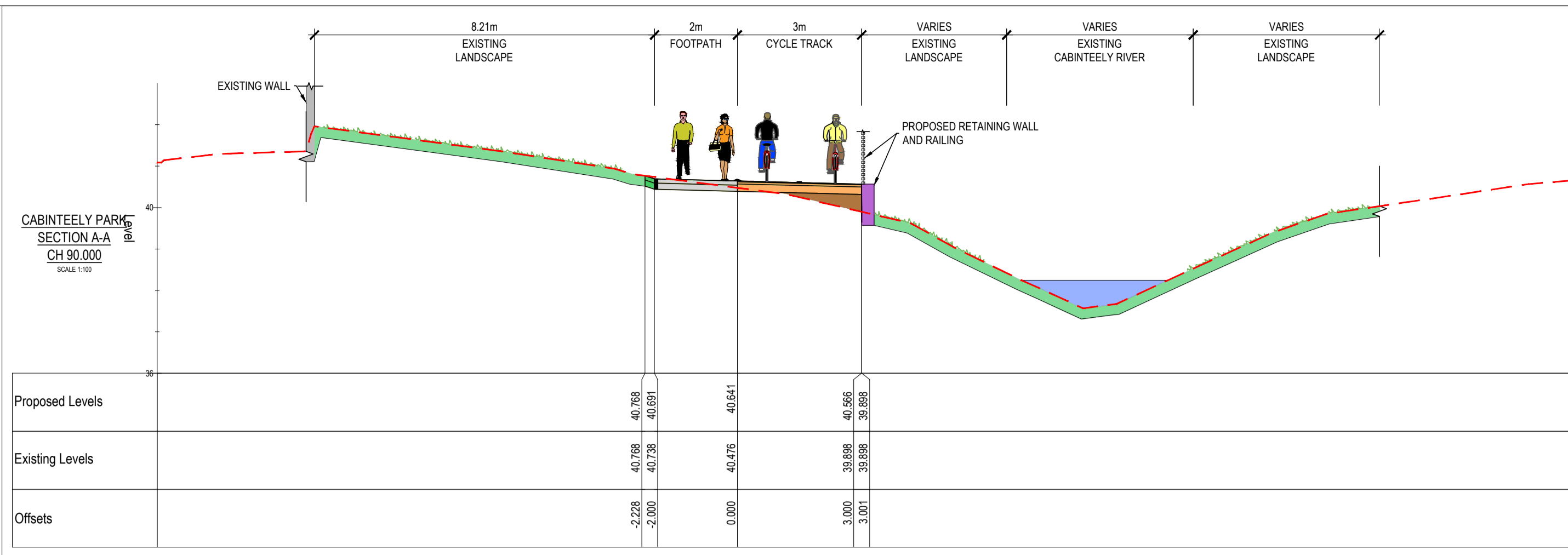
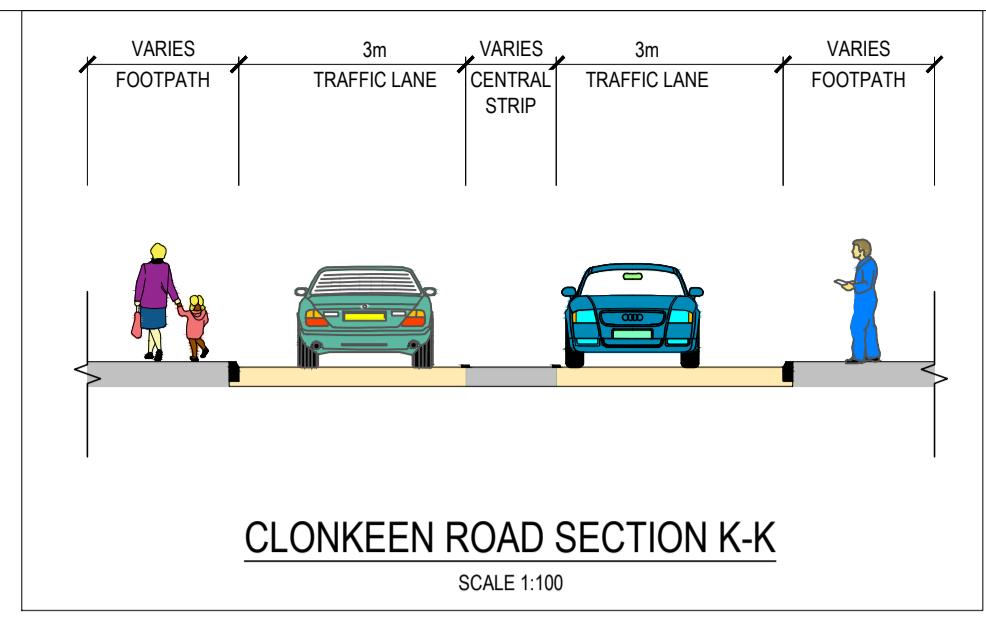
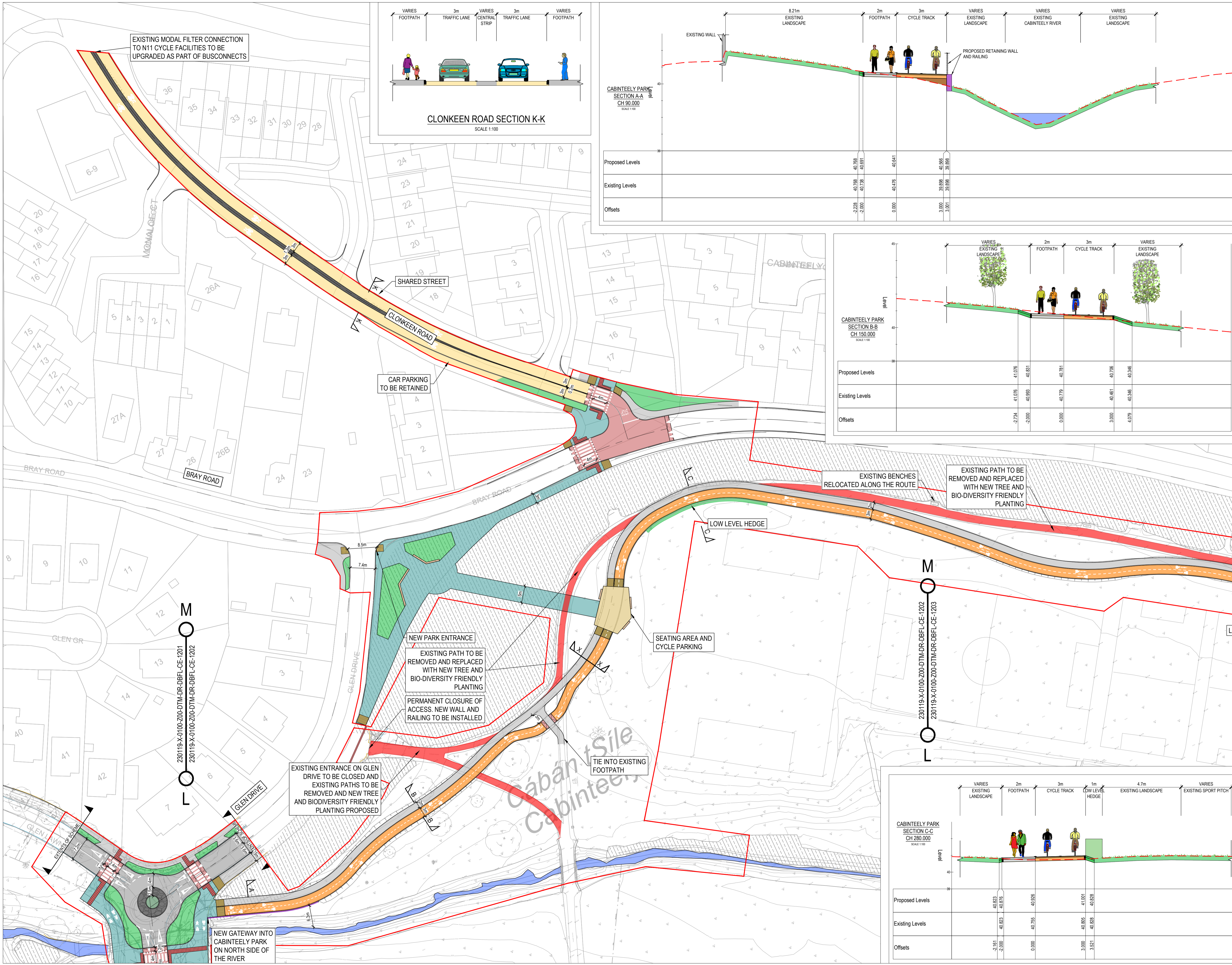
project ref.
CABINTEELY GREENWAY

drawing title
GENERAL ARRANGEMENT - SHEET 1

client
DUN LAOGHAIRE RATHDOWN COUNTY COUNCIL

designed by author scale sheet size
 ACD ICJ 1:500 A1

drawing no. revision
 230119-X-0100-Z00-DTM-DR-DBFL-CE-1201 1



ON ORIGINAL

© COPYRIGHT OF THIS DRAWING IS RESERVED BY DBFL CONSULTING ENGINEERS. NO PART SHALL BE REPRODUCED OR TRANSMITTED WITHOUT THEIR WRITTEN PERMISSION.

NO CHANGES OF WHATSOEVER NATURE ARE TO BE MADE TO ANY DETAILS SET OUT OR CONTAINED IN ANY DBFL SPECIFICATIONS OR DRAWINGS UNLESS THE EXPRESS CONSENT HAS BEEN OBTAINED IN ADVANCE, IN WRITING, FROM DBFL.

NOTES:

- ALL WORKS SHALL BE CONSTRUCTED IN ACCORDANCE WITH THE WORKS REQUIREMENTS.
- DRAWINGS TO BE READ IN CONJUNCTION WITH THE WORKS REQUIREMENTS AND SPECIFICATIONS AND SUPPORTING DRAWING SERIES.
- ALL DIMENSIONS IN METERS UNLESS SPECIFIED OTHERWISE. DO NOT SCALE FROM DRAWING.
- ALL CO-ORDINATES ARE TO IRISH TRANSVERSE MERCATOR.
- ALL LEVELS ARE TO ORDNANCE DATUM (MALIN HEAD).
- ALL TEMPORARY TRAFFIC MANAGEMENT SHALL COMPLY FULLY WITH THE WORKS REQUIREMENTS - REFER TO APP 11/17.
- ALL VEHICULAR, PEDESTRIAN & CYCLE ROUTES AND ACCESSES WITHIN AND SURROUNDING THE WORKS EXTENTS MUST BE MAINTAINED THROUGHOUT THE WORKS IN ACCORDANCE WITH THE CONTRACTORS APPROVED TEMPORARY TRAFFIC & OPERATIONS MANAGEMENT PLAN.

LEGEND

- SITE BOUNDARY
- EXISTING KERBS
- EXISTING BOUNDARY
- EXISTING ROADWAY
- PROPOSED FOOTPATH
- PROPOSED CYCLE LANE
- PROPOSED CYCLE TRACK
- PROPOSED CYCLE RAMP
- PROPOSED SHARED PATH / GREENWAY
- PROPOSED SHARED STREET
- PROPOSED GRASS VERGE / LANDSCAPE AREA
- PROPOSED FUTURE DEVELOPMENT
- PROPOSED PAVED CENTRAL STRIP
- PROPOSED BUFF TACTILE PAVING
- PROPOSED RED TACTILE PAVING
- PROPOSED LADDER & TRAILINE TACTILE PAVING
- PROPOSED RAISED CROSSING/RAMP
- PROPOSED ZEBRA CROSSING
- PROPOSED WALL
- PROPOSED RETAINING WALL

SECTION X-X AS PER DETAIL DRAWING 230119-X-0700-Z00-DTM-DR-DBFL-CE-5203

SECTION Y-Y AS PER DETAIL DRAWING 230119-X-0700-Z00-DTM-DR-DBFL-CE-5203

ORDNANCE SURVEY IRELAND LICENCE
No CYAL50276885
© ORDNANCE SURVEY IRELAND
GOVERNMENT OF IRELAND

1	09-04-2026	Approved Scheme	ICJ	ACD
0	14-08-2025	Planning Submission	ICJ	ACD
rev	date	description	by	chkd.

STATUS CODES

purpose P3 - PLANNING PERMISSION acceptance S - ISSUED

DBFL
CONSULTING ENGINEERS

T: +353 1 400 4000 | E: info@dbfl.ie | W: www.dbfl.ie

DUBLIN | CORK | GALWAY | WATERFORD

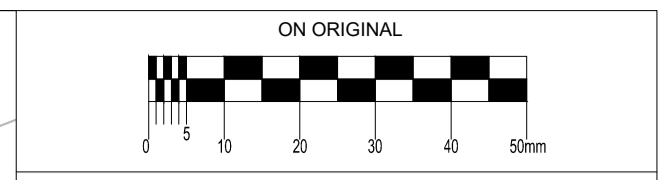
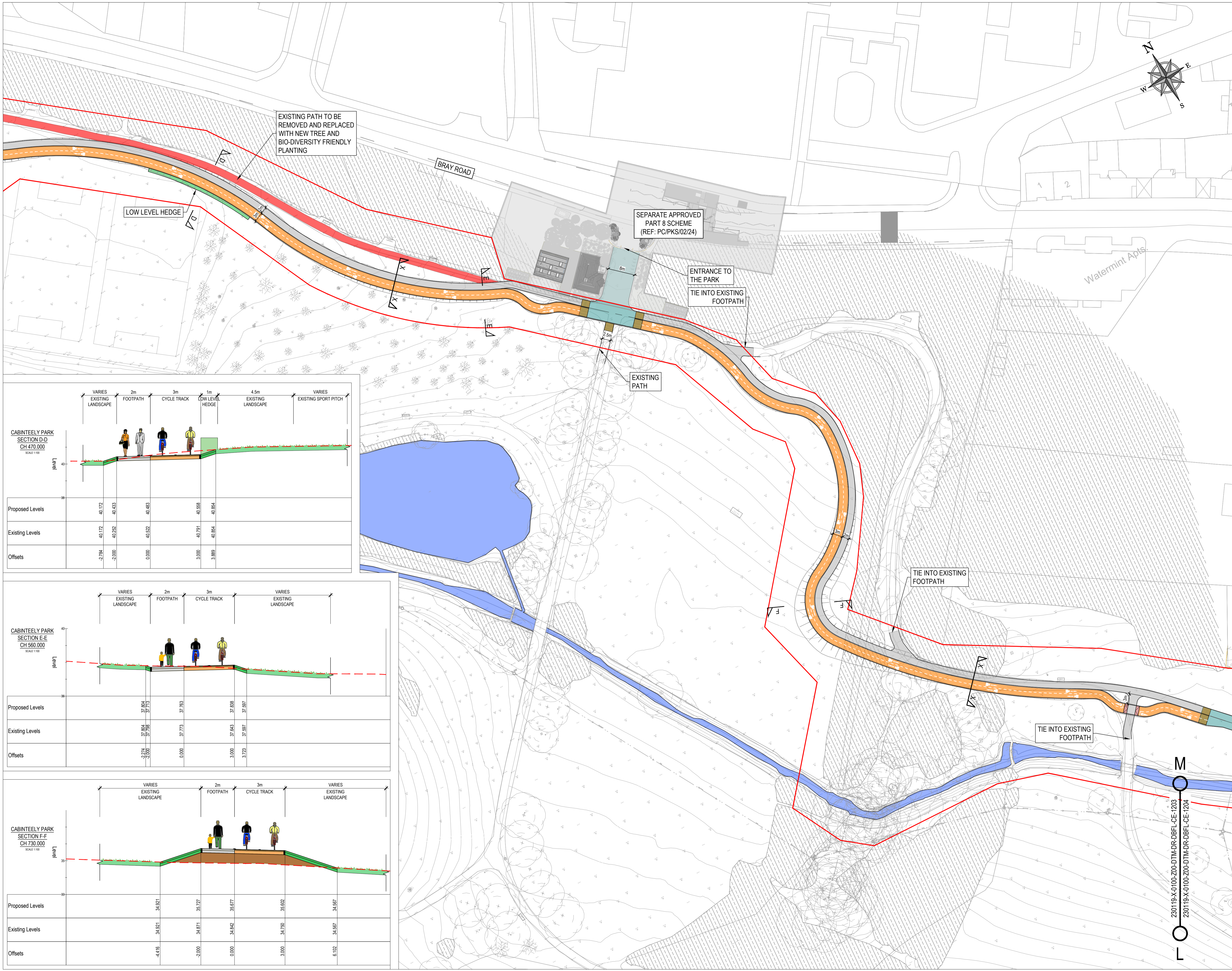
project ref. CABINTEELY GREENWAY

drawing title GENERAL ARRANGEMENT - SHEET 2

client DUN LAOGHAIRE RATHDOWN COUNTY COUNCIL

designed by ACD author ICJ scale 1:500 sheet size A1

drawing no. 230119-X-0100-Z00-DTM-DR-DBFL-CE-1202 revision 1

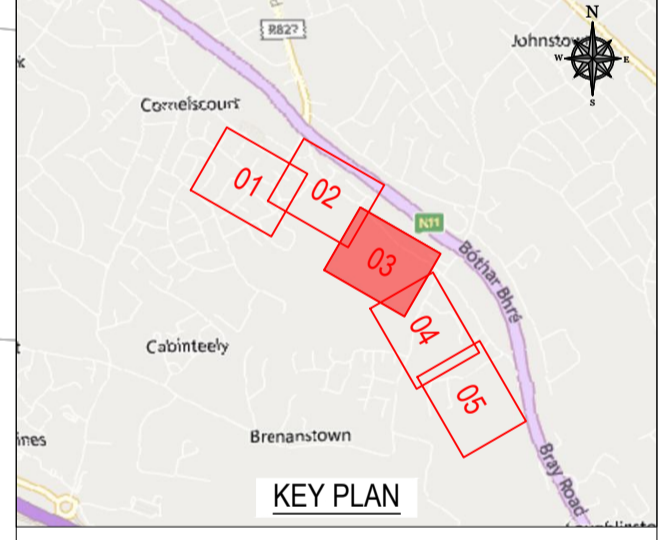


© COPYRIGHT OF THIS DRAWING IS RESERVED BY DBFL CONSULTING ENGINEERS. NO PART SHALL BE REPRODUCED OR TRANSMITTED WITHOUT THEIR WRITTEN PERMISSION.

NO CHANGES OF WHATSOEVER NATURE ARE TO BE MADE TO ANY DETAILS SET OUT OR CONTAINED IN ANY DBFL SPECIFICATIONS OR DRAWINGS UNLESS THE EXPRESS CONSENT HAS BEEN OBTAINED IN ADVANCE, IN WRITING, FROM DBFL.

- NOTES:
1. ALL WORKS SHALL BE CONSTRUCTED IN ACCORDANCE WITH THE WORKS REQUIREMENTS.
 2. DRAWINGS TO BE READ IN CONJUNCTION WITH THE WORKS REQUIREMENTS AND SPECIFICATIONS AND SUPPORTING DRAWING SERIES.
 3. ALL DIMENSIONS IN METERS UNLESS SPECIFIED OTHERWISE. DO NOT SCALE FROM DRAWING.
 4. ALL CO-ORDINATES ARE TO IRISH TRANSVERSE MERCATOR. ALL LEVELS ARE TO ORDNANCE DATUM (MALIN HEAD).
 5. ALL TEMPORARY TRAFFIC MANAGEMENT SHALL COMPLY FULLY WITH THE WORKS REQUIREMENTS - REFER TO APP 1/17.
 6. ALL VEHICULAR, PEDESTRIAN & CYCLE ROUTES AND ACCESSES WITHIN AND SURROUNDING THE WORKS EXTENTS MUST BE MAINTAINED THROUGHOUT THE WORKS IN ACCORDANCE WITH THE CONTRACTORS APPROVED TEMPORARY TRAFFIC & OPERATIONS MANAGEMENT PLAN.

- LEGEND
- SITE BOUNDARY
 - EXISTING KERBS
 - EXISTING BOUNDARY
 - EXISTING ROADWAY
 - PROPOSED FOOTPATH
 - PROPOSED CYCLE LANE
 - PROPOSED CYCLE TRACK
 - PROPOSED CYCLE RAMP
 - PROPOSED SHARED PATH / GREENWAY
 - PROPOSED SHARED STREET
 - PROPOSED GRASS VERGE / LANDSCAPE AREA
 - PROPOSED FUTURE DEVELOPMENT
 - PROPOSED PAVED CENTRAL STRIP
 - PROPOSED BUFF TACTILE PAVING
 - PROPOSED RED TACTILE PAVING
 - PROPOSED LADDER & TRAMLINE TACTILE PAVING
 - PROPOSED RAISED CROSSINGRAMP
 - PROPOSED ZEBRA CROSSING
 - PROPOSED WALL
 - PROPOSED RETAINING WALL
 - X X SECTION X.X AS PER DETAIL DRAWING 230119-X-0700-Z00-DTM-DR-DBFL-CE-5203
 - Y Y SECTION Y.Y AS PER DETAIL DRAWING 230119-X-0700-Z00-DTM-DR-DBFL-CE-5203



ORDNANCE SURVEY IRELAND LICENCE
No CYAL50276885
© ORDNANCE SURVEY IRELAND
GOVERNMENT OF IRELAND

1	09-04-2026	Approved Scheme	ICJ	AOD
0	14-08-2025	Planning Submission	ICJ	AOD
rev	date	description	by	chkd.
purpose		acceptance		
P3 - PLANNING PERMISSION		S - ISSUED		

DBFL
CONSULTING ENGINEERS

T: +353 1 400 4000 | E: info@dbfl.ie | W: www.dbfl.ie

DUBLIN | CORK | GALWAY | WATERFORD


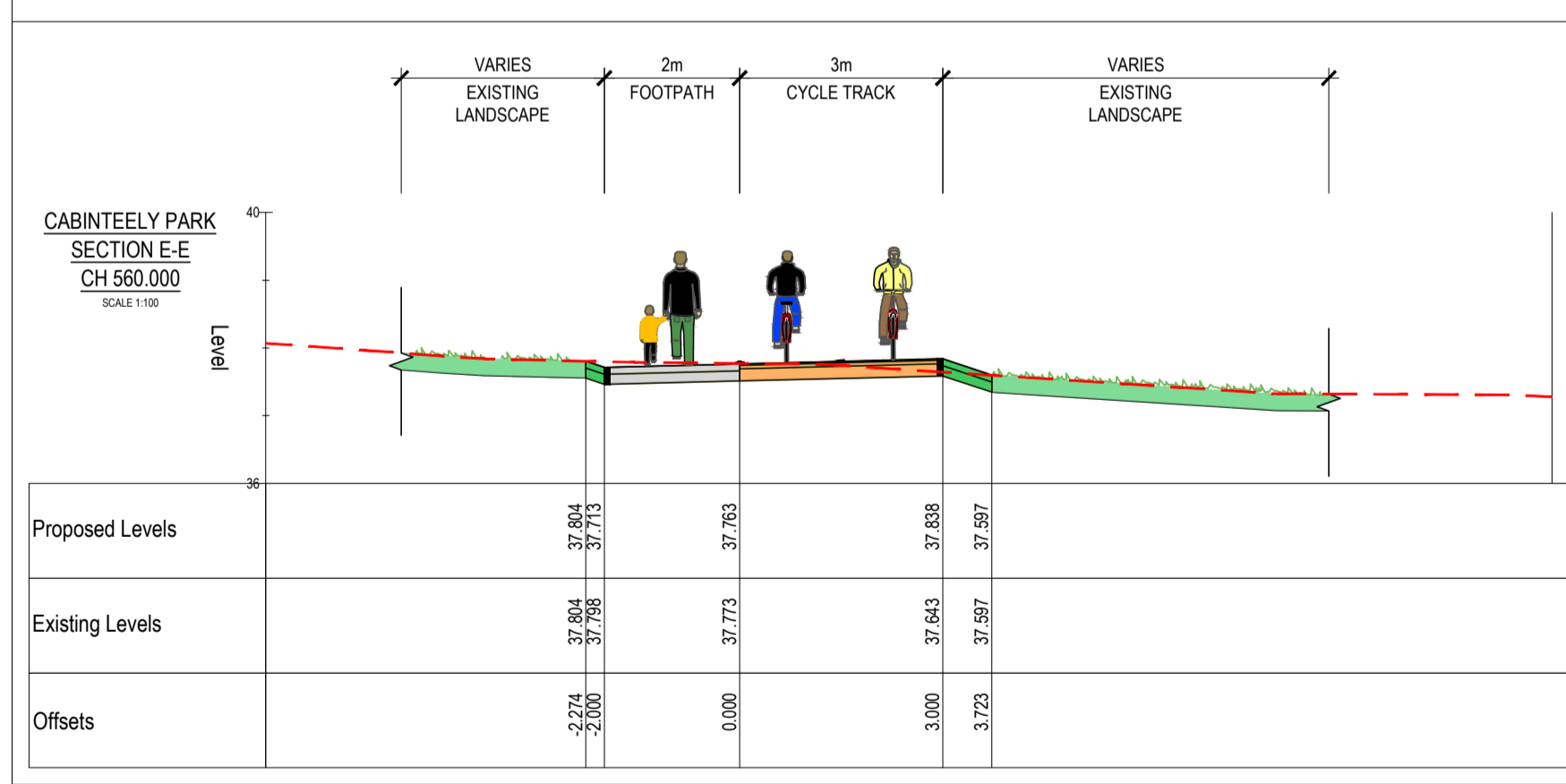
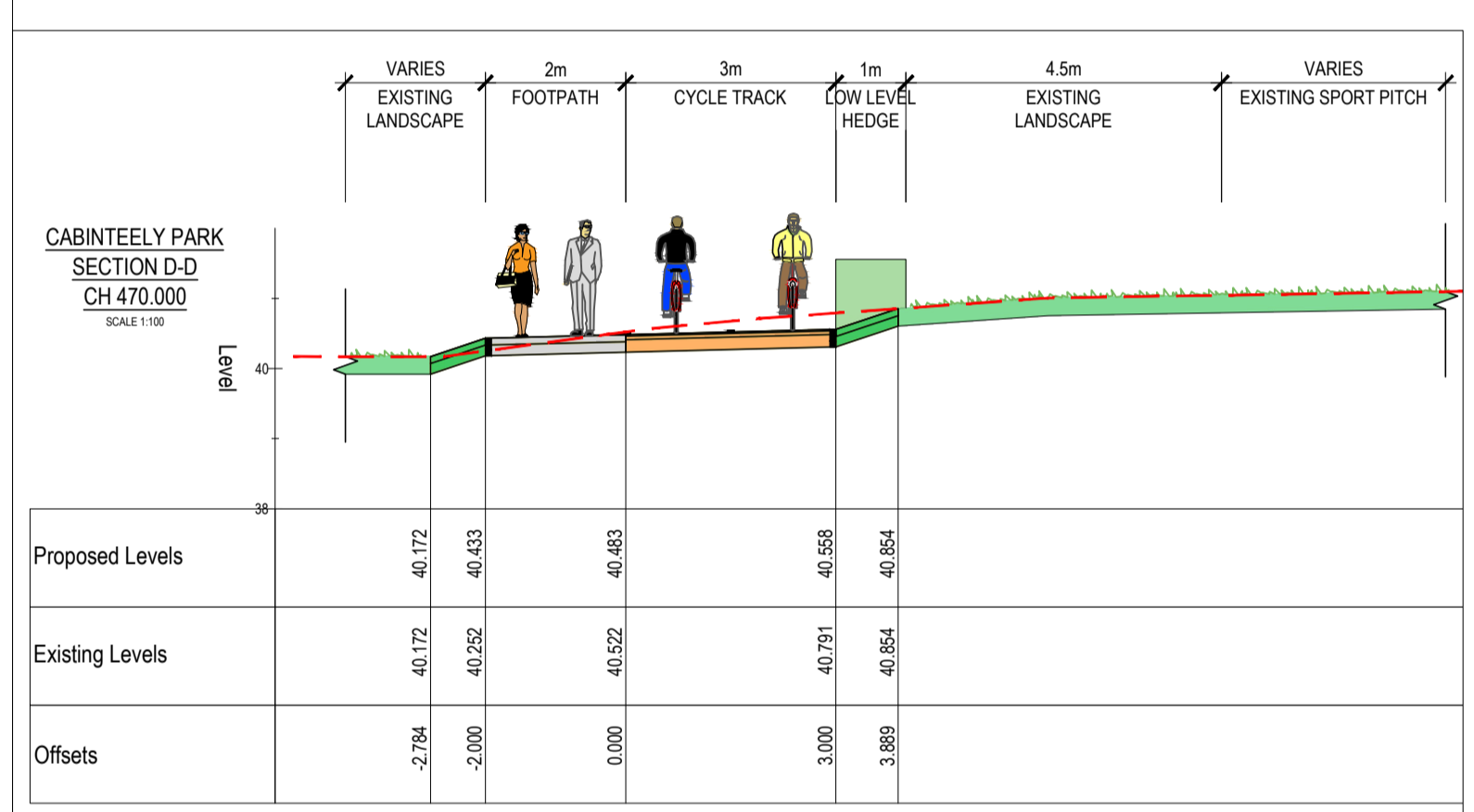
project ref.
CABINTEELY GREENWAY

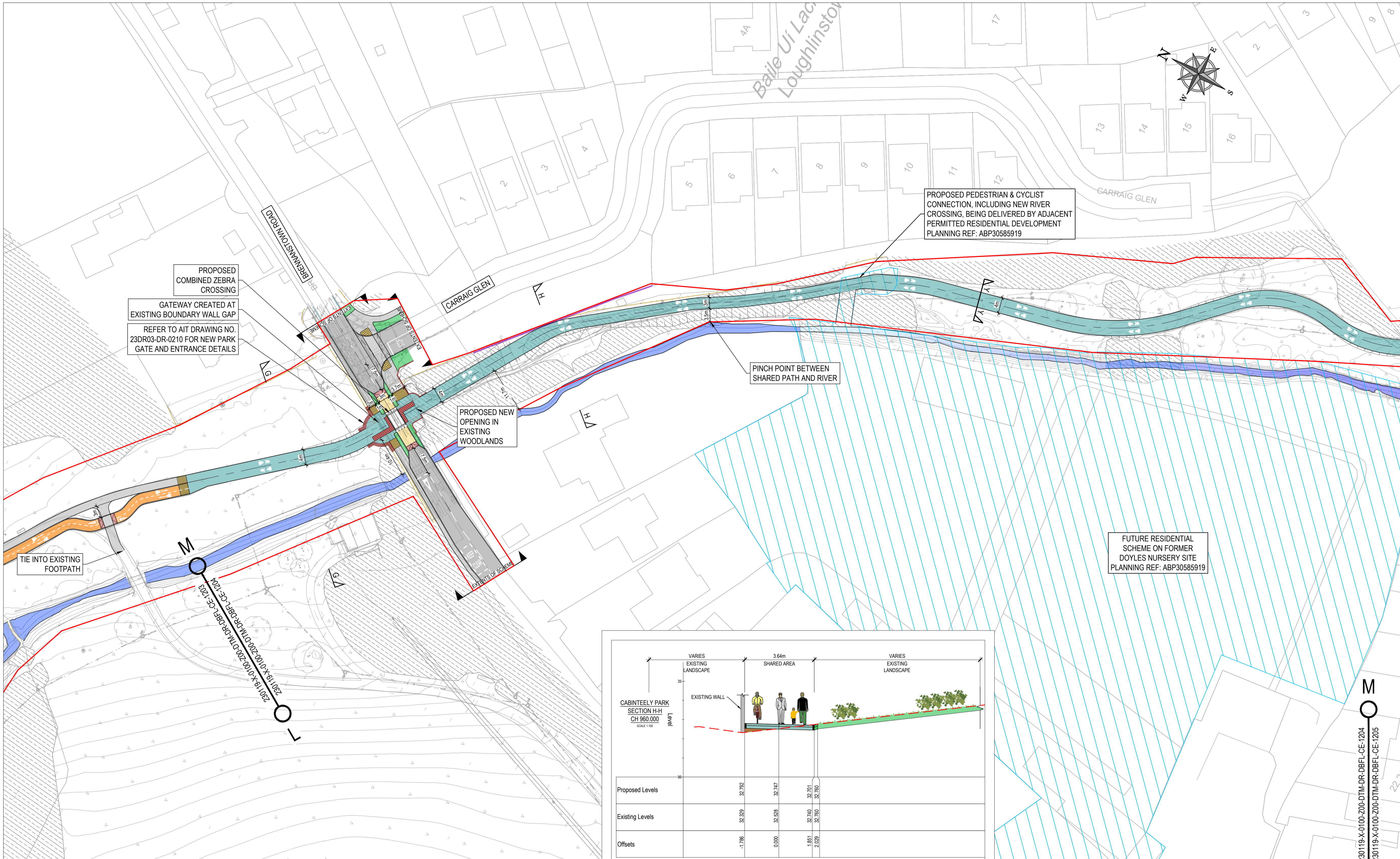
drawing title
GENERAL ARRANGEMENT - SHEET 3

client
DUN LAOGHAIRE RATHDOWN COUNTY COUNCIL

designed by
AOD ICJ scale 1:500 sheet size A1

drawing no.
230119-X-0100-Z00-DTM-DR-DBFL-CE-1203 revision 1





ON ORIGINAL
0 10 20 30 40 50m

© COPYRIGHT OF THIS DRAWING IS RESERVED BY DBFL CONSULTING ENGINEERS. NO PART SHALL BE REPRODUCED OR TRANSMITTED WITHOUT THEIR WRITTEN PERMISSION.

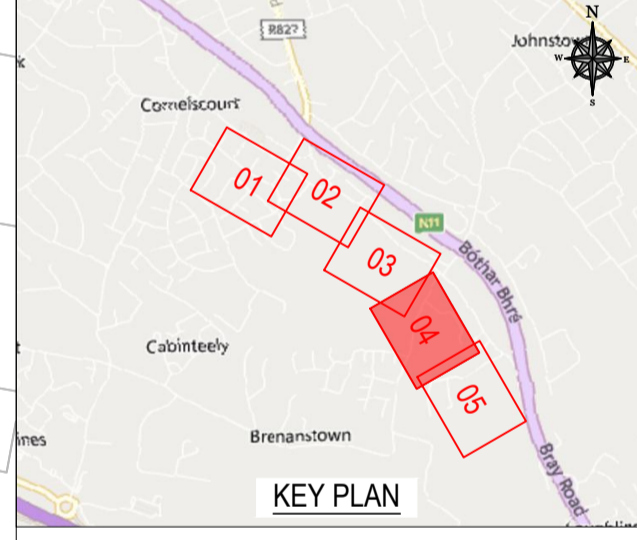
NO CHANGES OF WHATSOEVER NATURE ARE TO BE MADE TO ANY DETAILS SET OUT OR CONTAINED IN ANY DBFL SPECIFICATIONS OR DRAWINGS UNLESS THE EXPRESS CONSENT HAS BEEN OBTAINED IN ADVANCE, IN WRITING, FROM DBFL.

NOTES:

- ALL WORKS SHALL BE CONSTRUCTED IN ACCORDANCE WITH THE WORKS REQUIREMENTS.
- DRAWINGS TO BE READ IN CONJUNCTION WITH THE WORKS REQUIREMENTS AND SPECIFICATIONS AND SUPPORTING DRAWING SERIES.
- ALL DIMENSIONS IN METERS UNLESS SPECIFIED OTHERWISE. DO NOT SCALE FROM DRAWING.
- ALL CO-ORDINATES ARE TO IRISH TRANSVERSE MERCATOR. ALL LEVELS ARE TO ORDNANCE DATUM (MALIN HEAD).
- ALL TEMPORARY TRAFFIC MANAGEMENT SHALL COMPLY FULLY WITH THE WORKS REQUIREMENTS - REFER TO APP 1/17.
- ALL VEHICULAR, PEDESTRIAN & CYCLE ROUTES AND ACCESSES WITHIN AND SURROUNDING THE WORKS EXTENTS MUST BE MAINTAINED THROUGHOUT THE WORKS IN ACCORDANCE WITH THE CONTRACTORS APPROVED TEMPORARY TRAFFIC & OPERATIONS MANAGEMENT PLAN.

LEGEND

- SITE BOUNDARY
- EXISTING KERBS
- EXISTING BOUNDARY
- EXISTING ROADWAY
- PROPOSED FOOTPATH
- PROPOSED CYCLE LANE
- PROPOSED CYCLE TRACK
- PROPOSED CYCLE RAMP
- PROPOSED SHARED PATH / GREENWAY
- PROPOSED SHARED STREET
- PROPOSED GRASS VERGE / LANDSCAPE AREA
- PROPOSED FUTURE DEVELOPMENT
- PROPOSED PAVED CENTRAL STRIP
- PROPOSED BUFF TACTILE PAVING
- PROPOSED RED TACTILE PAVING
- PROPOSED LADDER & TRAMLINE TACTILE PAVING
- PROPOSED RAISED CROSSING/RAMP
- PROPOSED ZEBRA CROSSING
- PROPOSED WALL
- PROPOSED RETAINING WALL
- SECTION X-X AS PER DETAIL DRAWING 230119-X-0700-Z00-DTM-DR-DBFL-CE-5203
- SECTION Y-Y AS PER DETAIL DRAWING 230119-X-0700-Z00-DTM-DR-DBFL-CE-5203



ORDNANCE SURVEY IRELAND LICENCE
No CYAL50276885
© ORDNANCE SURVEY IRELAND
GOVERNMENT OF IRELAND

1	09-04-2026	Approved Scheme	ICJ	ACD
0	14-08-2025	Planning Submission	ICJ	ACD
rev	date	description	by	chkd.

STATUS CODES

purpose P3 - PLANNING PERMISSION acceptance S - ISSUED

DBFL
CONSULTING ENGINEERS

T: +353 1 400 4000 | E: info@dbfl.ie | W: www.dbfl.ie
DUBLIN | CORK | GALWAY | WATERFORD

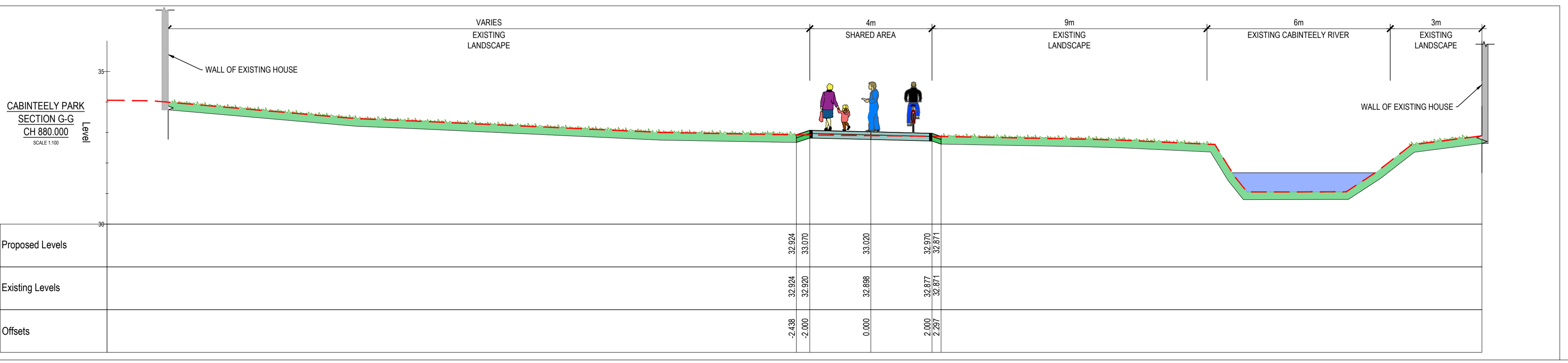

project ref. CABINTEELY GREENWAY


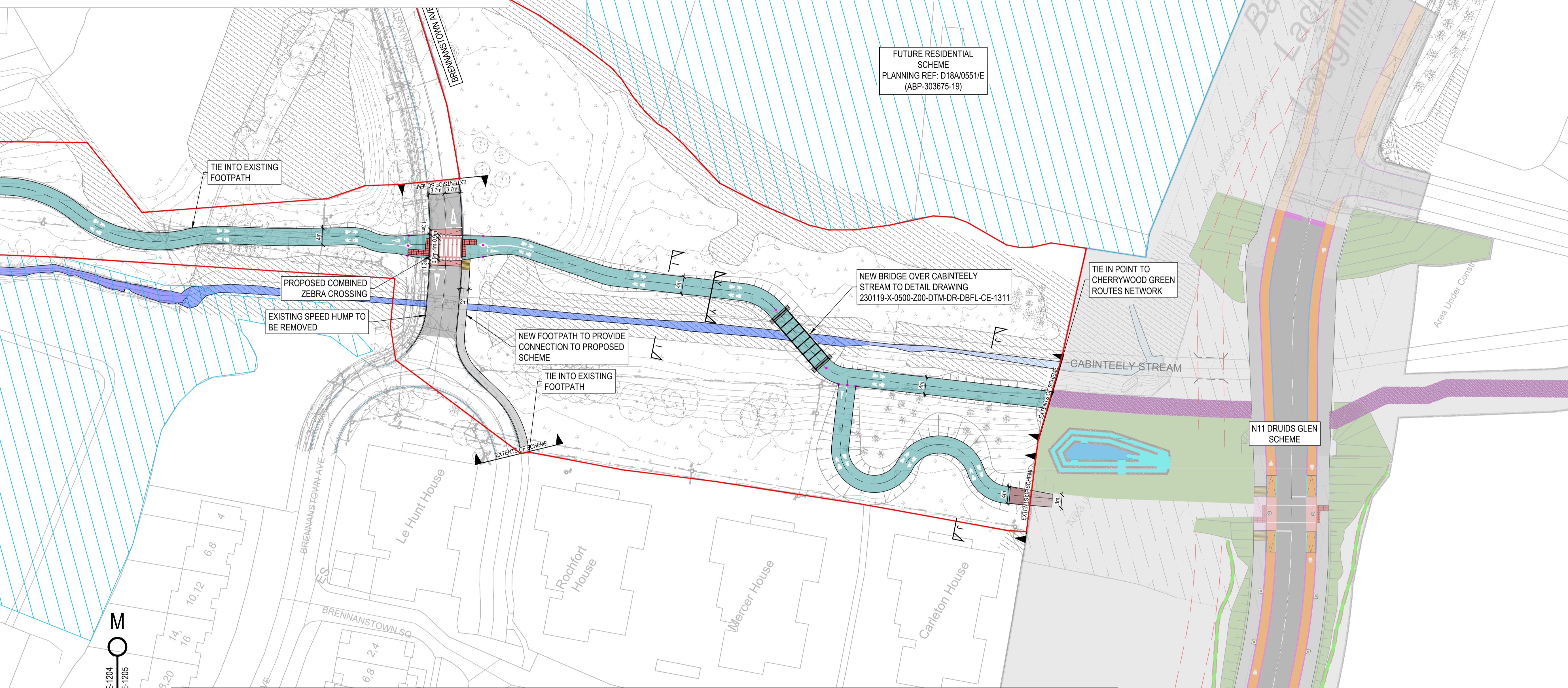
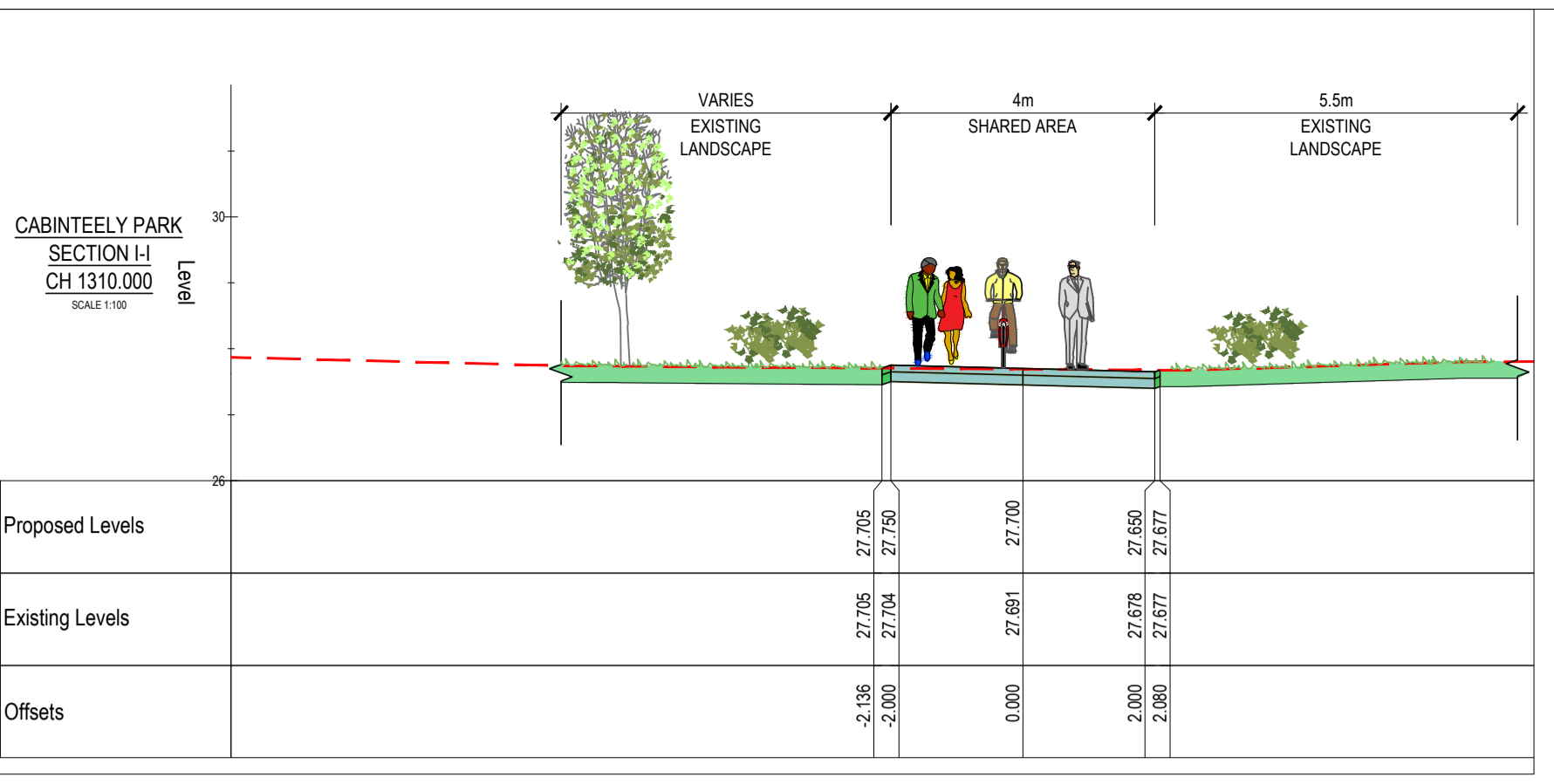
drawing title GENERAL ARRANGEMENT - SHEET 4

client DUN LAOGHAIRE RATHDOWN COUNTY COUNCIL

designed by ACD author ICJ scale 1:500 sheet size A1

drawing no. 230119-X-0100-Z00-DTM-DR-DBFL-CE-1204 revision 1





ON ORIGINAL
0 10 20 30 40 50m

© COPYRIGHT OF THIS DRAWING IS RESERVED BY DBFL CONSULTING ENGINEERS. NO PART SHALL BE REPRODUCED OR TRANSMITTED WITHOUT THEIR WRITTEN PERMISSION.

NO CHANGES OF WHATSOEVER NATURE ARE TO BE MADE TO ANY DETAILS SET OUT OR CONTAINED IN ANY DBFL SPECIFICATIONS OR DRAWINGS UNLESS THE EXPRESS CONSENT HAS BEEN OBTAINED IN ADVANCE, IN WRITING, FROM DBFL.

NOTES:

- ALL WORKS SHALL BE CONSTRUCTED IN ACCORDANCE WITH THE WORKS REQUIREMENTS.
- DRAWINGS TO BE READ IN CONJUNCTION WITH THE WORKS REQUIREMENTS AND SPECIFICATIONS AND SUPPORTING DRAWING SERIES.
- ALL DIMENSIONS IN METERS UNLESS SPECIFIED OTHERWISE. DO NOT SCALE FROM DRAWING.
- ALL CO-ORDINATES ARE TO IRISH TRANSVERSE MERCATOR.
- ALL LEVELS ARE TO ORDNANCE DATUM (MALIN HEAD).
- ALL TEMPORARY TRAFFIC MANAGEMENT SHALL COMPLY FULLY WITH THE WORKS REQUIREMENTS - REFER TO APP 1/17.
- ALL VEHICULAR, PEDESTRIAN & CYCLE ROUTES AND ACCESSES WITHIN AND SURROUNDING THE WORKS EXTENTS MUST BE MAINTAINED THROUGHOUT THE WORKS IN ACCORDANCE WITH THE CONTRACTORS APPROVED TEMPORARY TRAFFIC & OPERATIONS MANAGEMENT PLAN.

LEGEND

- SITE BOUNDARY
- EXISTING KERBS
- EXISTING BOUNDARY
- EXISTING ROADWAY
- PROPOSED FOOTPATH
- PROPOSED CYCLE LANE
- PROPOSED CYCLE TRACK
- PROPOSED CYCLE RAMP
- PROPOSED SHARED PATH / GREENWAY
- PROPOSED SHARED STREET
- PROPOSED GRASS VERGE / LANDSCAPE AREA
- PROPOSED FUTURE DEVELOPMENT
- PROPOSED PAVED CENTRAL STRIP
- PROPOSED BUFF TACTILE PAVING
- PROPOSED RED TACTILE PAVING
- PROPOSED LADDER & TRAILINE TACTILE PAVING
- PROPOSED RAISED CROSSINGRAMP
- PROPOSED ZEBRA CROSSING
- PROPOSED WALL
- PROPOSED RETAINING WALL

SECTION X-X AS PER DETAIL DRAWING 230119-X-0700-Z00-DTM-DR-DBFL-CE-5203
SECTION Y-Y AS PER DETAIL DRAWING 230119-X-0700-Z00-DTM-DR-DBFL-CE-5203

KEY PLAN

ORDNANCE SURVEY IRELAND LICENCE
No CYAL50276885
© ORDNANCE SURVEY IRELAND
GOVERNMENT OF IRELAND

1	09-04-2026	Approved Scheme	ICJ	ACD
0	14-08-2025	Planning Submission	ICJ	ACD

STATUS CODES
purpose P3 - PLANNING PERMISSION acceptance S - ISSUED

DBFL
CONSULTING ENGINEERS
T: +353 1 400 4000 | E: info@dbfl.ie | W: www.dbfl.ie
DUBLIN | CORK | GALWAY | WATERFORD

project ref. CABINTEELY GREENWAY
drawing title GENERAL ARRANGEMENT - SHEET 5
client DUN LAOGHAIRE RATHDOWN COUNTY COUNCIL
designed by ACD author ICJ scale 1:500 sheet size A1
drawing no. 230119-X-0100-Z00-DTM-DR-DBFL-CE-1205 revision 1