

KEYS:

- PROPOSED ROAD LIGHTING COLUMN OF 8M NOMINAL HEIGHT WITH A PLANTED BASE MOUNTED WITH A 0.5M BRACKET WITH 0° TILT LUNOV00-N-D24-740-L120-ST-V1-F14-M2-CN1 LED LUMINAIRE WITH A 12.00 KLM OUTPUT.
- EXISTING LIGHTING UNIT TO BE REMAIN IN SITU.
- EXxx REPRESENTS EXISTING LIGHTING UNIT REFERENCE NUMBER.
- LCxx REPRESENTS PROPOSED LIGHTING UNIT REFERENCE NUMBER.
- 1.0 LUX CONTOURS.
- 5.0 LUX CONTOURS.
- 10.0 LUX CONTOURS.
- APPLICATION BOUNDARY.

NOTES:

1. DO NOT SCALE FROM THIS DRAWING.
2. ALL PUBLIC LIGHTING SHALL BE DESIGNED, SUPPLIED, INSTALLED AND COMMISSIONED IN ACCORDANCE WITH BS 5489-1:2020, BS EN 13201 (PARTS 1-5).
3. DRAWING TO BE PRINTED IN COLOR TO ENABLE CORRECT REPRESENTATION OF LIGHTING SYMBOLS.
4. SUB-CIRCUIT PROTECTION SHALL BE PROVIDED USING 16A BS 88 FUSES UNLESS NOTED OTHERWISE. FUSE DISCRIMINATION SHALL COMPLY WITH IS 10101:2020.
5. PRIOR TO ANY EXCAVATION, THE CONTRACTOR SHALL REVIEW ALL EXISTING SERVICES WITHIN THE EXCAVATION AREA. WHERE KNOWN SERVICES EXIST IN THE VICINITY OF THE EXCAVATION, HAND DIGGING SHALL BE CARRIED OUT WITH DUE CARE.
6. THIS DRAWING SHALL BE READ IN CONJUNCTION WITH: PL2674-MEC-HLG-SWI-EO-CA-00001.
7. EQUIPMENT NUMBERS ARE SHOWN FOR DESIGN PURPOSES ONLY.
8. MAINTENANCE NUMBERS SHALL BE CONFIRMED AND AGREED WITH THE MAINTENANCE AUTHORITY PRIOR TO INSTALLATION.
9. ALL NEWLY PROPOSED LUMINAIRES SHALL BE SUPPLIED WITH SUITABLE LANYARDS / SAFETY CABLES PROVIDED BY LUMINAIRE MANUFACTURER.
10. ALL STREET LUMINAIRES SHALL BE INSTALLED HORIZONTALLY AT 0° TILT.
11. COLUMNS WITH NO VEHICULAR ACCESS SHALL BE RAISEAND LOWER COLUMNS WITH ACCESS DOOR.

HEALTH AND SAFETY SYMBOLS

- INDICATES A RESIDUAL RISK REQUIRING A COMPULSORY ACTION
- INDICATES A RESIDUAL RISK FOR INFORMATION
- INDICATES A RESIDUAL RISK REQUIRING A PROHIBITIVE ACTION
- INDICATES A RESIDUAL RISK AS A WARNING

REV.	DESCRIPTION	DRWN	CHK	APD	DATE
P02	SECOND ISSUE	PP	PS	JM	13/11/26
P01	FIRST ISSUE	PP	PS	JM	14/10/26

Molloy Consulting Engineers

Cahercalla Road I Ennis I Co.Clare.
Phone: +353 65 689 1950
Mobile: +353 86 315 2764
Email: info@molloyconsulting.ie

CLIENT

DBFL CONSULTING ENGINEERS

PROJECT

DUNDRUM LIVING STREETS

TITLE

PUBLIC LIGHTING LAYOUT 01 OF 03

SCALE@A1	DRAWN	CHECK	APPROVED	DATE
1:500	PP	PS	JM	13/11/2026

DRAWING NUMBER: PL2674-MEC-HLG-SWI-DR-EO-00001

ISSUE: P02

©THIS DRAWING IS THE COPYRIGHT OF MOLLOY CONSULTING ENGINEERS LTD. It shall not be used or reproduced in any way without their prior written consent.

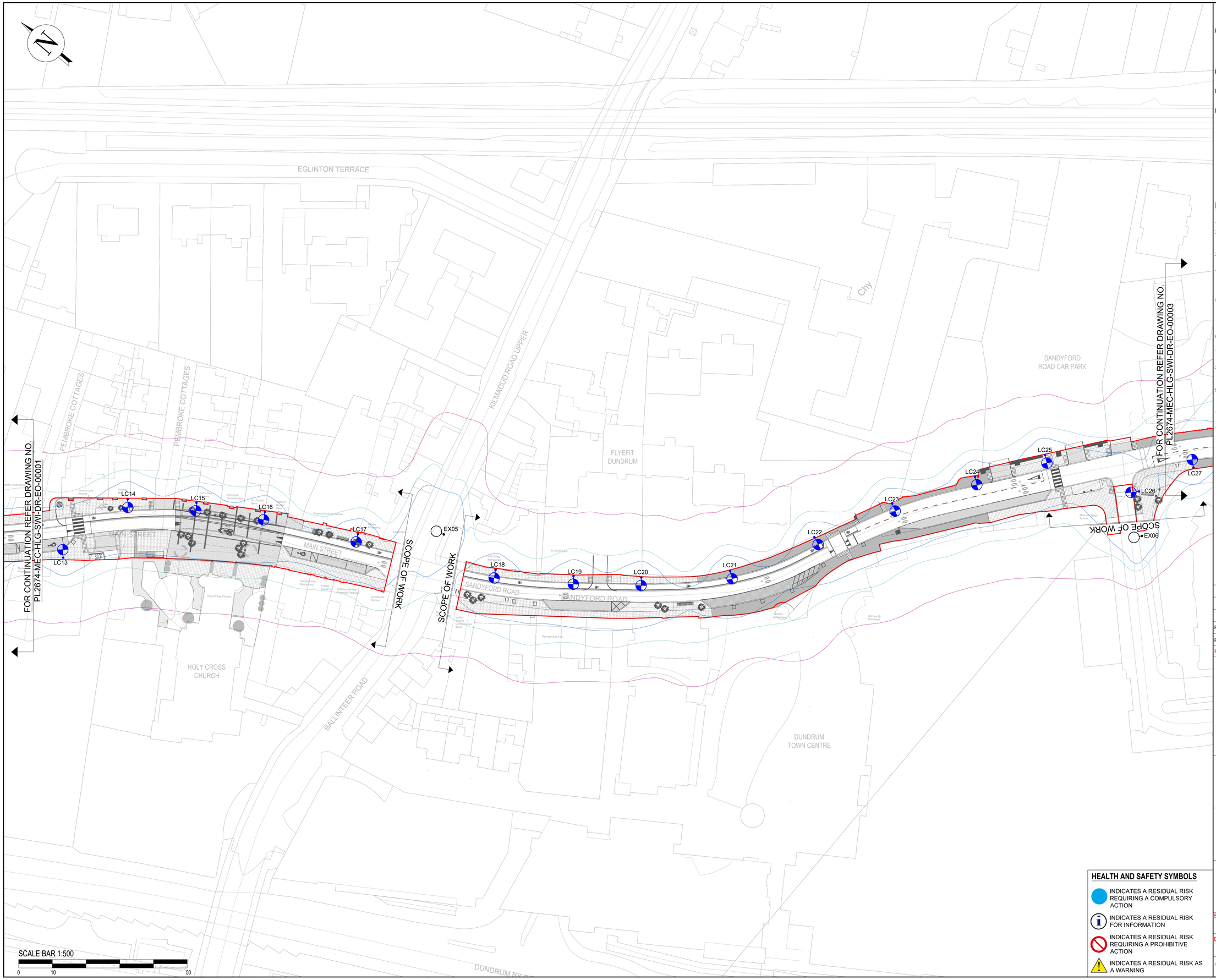

KEYS:

PROPOSED ROAD LIGHTING COLUMN OF 8M NOMINAL HEIGHT WITH A PLANTED BASE MOUNTED WITH A 0.5M BRACKET WITH 0° TILT LUNOV00-N-D24-740-L120-ST-V1-F14-M2-CN1 LED LUMINAIRE WITH A 12.00 KLM OUTPUT.

EXISTING LIGHTING UNIT TO BE REMAIN IN SITU.

EXxx REPRESENTS EXISTING LIGHTING UNIT REFERENCE NUMBER.

LCxx REPRESENTS PROPOSED LIGHTING UNIT REFERENCE NUMBER.

1.0 LUX CONTOURS.

5.0 LUX CONTOURS.

10.0 LUX CONTOURS.

APPLICATION BOUNDARY.

NOTES:

1. DO NOT SCALE FROM THIS DRAWING.
2. ALL PUBLIC LIGHTING SHALL BE DESIGNED, SUPPLIED, INSTALLED AND COMMISSIONED IN ACCORDANCE WITH BS 5489-1:2020, BS EN 13201 (PARTS 1-5).
3. DRAWING TO BE PRINTED IN COLOR TO ENABLE CORRECT REPRESENTATION OF LIGHTING SYMBOLS.
4. SUB-CIRCUIT PROTECTION SHALL BE PROVIDED USING 16A BS 88 FUSES UNLESS NOTED OTHERWISE. FUSE DISCRIMINATION SHALL COMPLY WITH IS 10101:2020.
5. PRIOR TO ANY EXCAVATION, THE CONTRACTOR SHALL REVIEW ALL EXISTING SERVICES WITHIN THE EXCAVATION AREA. WHERE KNOWN SERVICES EXIST IN THE VICINITY OF THE EXCAVATION, HAND DIGGING SHALL BE CARRIED OUT WITH DUE CARE.
6. THIS DRAWING SHALL BE READ IN CONJUNCTION WITH: PL2674-MEC-HLG-SWI-EO-CA-00001.
7. EQUIPMENT NUMBERS ARE SHOWN FOR DESIGN PURPOSES ONLY.
8. MAINTENANCE NUMBERS SHALL BE CONFIRMED AND AGREED WITH THE MAINTENANCE AUTHORITY PRIOR TO INSTALLATION.
9. ALL NEWLY PROPOSED LUMINAIRES SHALL BE SUPPLIED WITH SUITABLE LANYARDS / SAFETY CABLES PROVIDED BY LUMINAIRE MANUFACTURER.
10. ALL STREET LUMINAIRES SHALL BE INSTALLED HORIZONTALLY AT 0° TILT.
11. COLUMNS WITH NO VEHICULAR ACCESS SHALL BE RAISEAND LOWER COLUMNS WITH ACCESS DOOR.

HEALTH AND SAFETY SYMBOLS

INDICATES A RESIDUAL RISK REQUIRING A COMPULSORY ACTION

INDICATES A RESIDUAL RISK FOR INFORMATION

INDICATES A RESIDUAL RISK REQUIRING A PROHIBITIVE ACTION

INDICATES A RESIDUAL RISK AS A WARNING

REV.	DESCRIPTION	DRWN	CHK	APD	DATE
P02	SECOND ISSUE	PP	PS	JM	13/11/26
P01	FIRST ISSUE	PP	PS	JM	14/10/26

Molloy Consulting Engineers

Cahercalla Road I Ennis I Co.Clare.
Phone: +353 65 689 1950
Mobile: +353 86 315 2764
Email: info@molloyconsulting.ie

CLIENT

DBFL CONSULTING ENGINEERS

PROJECT

DUNDRUM LIVING STREETS

TITLE

PUBLIC LIGHTING LAYOUT 02 OF 03

SCALE@A1	DRAWN	CHECK	APPROVED	DATE
1:500	PP	PS	JM	13/11/2026

DRAWING NUMBER: PL2674-MEC-HLG-SWI-DR-EO-00002

ISSUE: P02

©THIS DRAWING IS THE COPYRIGHT OF MOLLOY CONSULTING ENGINEERS LTD. It shall not be used or reproduced in any way without their prior written consent.



KEYS:

PROPOSED ROAD LIGHTING COLUMN OF 8M NOMINAL HEIGHT WITH A PLANTED BASE MOUNTED WITH A 0.5M BRACKET WITH 0° TILT LUNOV00-N-D24-740-L120-ST-V1-F14-M2-CN1 LED LUMINAIRE WITH A 12.00 KLM OUTPUT.

EXISTING LIGHTING UNIT TO BE REMAIN IN SITU.

EXxx REPRESENTS EXISTING LIGHTING UNIT REFERENCE NUMBER.

LCxx REPRESENTS PROPOSED LIGHTING UNIT REFERENCE NUMBER.

1.0 LUX CONTOURS.

5.0 LUX CONTOURS.

10.0 LUX CONTOURS.

APPLICATION BOUNDARY.

NOTES:

1. DO NOT SCALE FROM THIS DRAWING.
2. ALL PUBLIC LIGHTING SHALL BE DESIGNED, SUPPLIED, INSTALLED AND COMMISSIONED IN ACCORDANCE WITH BS 5489-1:2020, BS EN 13201 (PARTS 1-5).
3. DRAWING TO BE PRINTED IN COLOR TO ENABLE CORRECT REPRESENTATION OF LIGHTING SYMBOLS.
4. SUB-CIRCUIT PROTECTION SHALL BE PROVIDED USING 16A BS 88 FUSES UNLESS NOTED OTHERWISE. FUSE DISCRIMINATION SHALL COMPLY WITH IS 10101:2020.
5. PRIOR TO ANY EXCAVATION, THE CONTRACTOR SHALL REVIEW ALL EXISTING SERVICES WITHIN THE EXCAVATION AREA. WHERE KNOWN SERVICES EXIST IN THE VICINITY OF THE EXCAVATION, HAND DIGGING SHALL BE CARRIED OUT WITH DUE CARE.
6. THIS DRAWING SHALL BE READ IN CONJUNCTION WITH: PL2674-MEC-HLG-SWI-EO-CA-00001.
7. EQUIPMENT NUMBERS ARE SHOWN FOR DESIGN PURPOSES ONLY.
8. MAINTENANCE NUMBERS SHALL BE CONFIRMED AND AGREED WITH THE MAINTENANCE AUTHORITY PRIOR TO INSTALLATION.
9. ALL NEWLY PROPOSED LUMINAIRES SHALL BE SUPPLIED WITH SUITABLE LANYARDS / SAFETY CABLES PROVIDED BY LUMINAIRE MANUFACTURER.
10. ALL STREET LUMINAIRES SHALL BE INSTALLED HORIZONTALLY AT 0° TILT.
11. COLUMNS WITH NO VEHICULAR ACCESS SHALL BE RAISEAND LOWER COLUMNS WITH ACCESS DOOR.

HEALTH AND SAFETY SYMBOLS

INDICATES A RESIDUAL RISK REQUIRING A COMPULSORY ACTION

INDICATES A RESIDUAL RISK FOR INFORMATION

INDICATES A RESIDUAL RISK REQUIRING A PROHIBITIVE ACTION

INDICATES A RESIDUAL RISK AS A WARNING

REV.	DESCRIPTION	DRWN	CHK	APD	DATE
P02	SECOND ISSUE	PP	PS	JM	13/11/26
P01	FIRST ISSUE	PP	PS	JM	14/10/26

Molloy Consulting Engineers

Cahercalla Road I Ennis I Co.Clare.
Phone: +353 65 689 1950
Mobile: +353 86 315 2764
Email: info@molloyconsulting.ie

CLIENT

DBFL CONSULTING ENGINEERS

PROJECT

DUNDRUM LIVING STREETS

TITLE

PUBLIC LIGHTING LAYOUT 03 OF 03

SCALE@A1	DRAWN	CHECK	APPROVED	DATE
1:500	PP	PS	JM	13/11/2026

DRAWING NUMBER: PL2674-MEC-HLG-SWI-DR-EO-00003

ISSUE: P01

©THIS DRAWING IS THE COPYRIGHT OF MOLLOY CONSULTING ENGINEERS LTD.
It shall not be used or reproduced in any way without their prior written consent.

DATE:	**13 November 2026**
DESIGNER:	**James Molloy**
PROJECT No:	**PL2674**
PROJECT NAME:	**Dundrum Living Streets**

Molloy Consulting Engineers

LOCATION: Dundrum Living Streets, Dún Laoghaire-Rathdown County Council, Ireland

DOCUMENT NO.: PL2674-MEC-HLG-RA-CA-EO-00001

Proposed Lighting Calculation in accordance with BS 5489-1:2020 & BS EN 13201.

Required Levels C3 : Eav = 15, Uo = 0.40, Emin = 6.0

PL2609-MEC-HLG-XX-CA-EO-00001

Layout Report

General Data

Dimensions in Metres Angles in Degrees

Calculation Grids

ID	Grid Name	X	Y	X' Length	Y' Length	X' Spacing	Y' Spacing
1	Grid 1	716965.54	728116.41	139.10	216.99	1.50	1.50
2	Grid 2	717094.59	727953.72	79.40	212.32	1.50	1.50
3	Grid 3	717222.55	727813.99	79.40	193.15	1.50	1.50
4	Grid 4	717377.04	727672.59	74.87	212.59	1.50	1.50

Luminaires



Luminaire B Data

Supplier	Thorn Lighting UK & Ireland
Type	CiviTEQ Large 48LED 700mA ES optic
Lamp(s)	LED 4000K CRI 70
LampFlux(klm)/Colour	14.59 4000/70
File Name	CQL48L70ES740.LDT
Maintenance Factor	0.84
Lum. Int. Class	G1
No. in Project	5

Luminaire C Data

Supplier	
Type	LUNOV00-N-D24-740-L120-ST-V1-F14-M2-CN1
Lamp(s)	48 - LED 5050 HP - 740
LampFlux(klm)/Colour	12.00 4000K/70
File Name	LUNOV0022S000652 - LUNOV00-N-D24-740-L120-ST-V1-F14-M2-CN1.ldt
Maintenance Factor	0.84
Lum. Int. Class	G2
No. in Project	33



Luminaire D Data

Supplier	
Type	Windsor Avenue 24LED 3k A2 550mA UMS UG 42 0036 0000 100
Lamp(s)	24x3k
Lamp Flux (klm)	5.32
File Name	Windsor Avenue 24LED 3k A2_550mA UM SUG 42 0036 0000 100.ies
Maintenance Factor	0.84
Lum. Int. Class	None
No. in Project	1

Luminaire E Data

Supplier	_Historic Lanterns
Type	SGS201 TP PC P1
Lamp(s)	HPL-N125W
LampFlux(klm)/Colour	6.20 -/
File Name	SGS201 1xHPL-N125W TP PC P1.ldt
Maintenance Factor	0.84
Lum. Int. Class	G3
No. in Project	1

Layout

ID /Mast	Type	X	Y	Height	Angle	Tilt	Cant	Out-reach	Target X	Target Y	Target Z
1/1	B	716887.21	728331.72	8.00	338.00	0.00	0.00	1.00			
2	C	716919.78	728326.54	8.00	248.00	0.00	0.00	1.00			
3	C	716937.61	728299.43	8.00	59.00	0.00	0.00	1.00			
4	D	716973.20	728292.62	5.00	97.00	0.00	0.00	0.00			
5	C	716953.86	728254.21	8.00	1.00	0.00	0.00	1.00			
6	C	716950.78	728278.13	8.00	9.00	0.00	0.00	1.00			
7	C	716956.33	728225.39	8.00	6.00	0.00	0.00	1.00			

Layout Continued

ID /Mast	Type	X	Y	Height	Angle	Tilt	Cant	Out-reach	Target X	Target Y	Target Z
8	C	716960.16	728198.40	8.00	15.00	0.00	0.00	1.00			
9	C	716972.98	728172.77	8.00	24.00	0.00	0.00	1.00			
10	C	716986.93	728148.54	8.00	24.00	0.00	0.00	1.00			
11	C	717012.61	728129.27	8.00	216.00	0.00	0.00	1.00			
12	C	717010.79	728108.64	8.00	32.00	0.00	0.00	1.00			
13	C	717025.84	728090.18	8.00	36.00	0.00	0.00	1.00			
14	C	717040.03	728074.21	8.00	42.00	0.00	0.00	1.00			
15	C	717055.47	728057.25	8.00	42.00	0.00	0.00	1.00			
16	C	717081.04	728053.69	8.00	221.00	0.00	0.00	1.00			
17	C	717104.36	728020.14	8.00	211.00	0.00	0.00	1.00			
18	C	717117.07	727994.75	8.00	203.00	0.00	0.00	1.00			
20	C	717135.12	727956.65	8.00	211.00	0.00	0.00	1.00			
21	C	717148.64	727937.73	8.00	218.00	0.00	0.00	1.00			
22	C	717161.24	727922.08	8.00	217.00	0.00	0.00	1.00			
23	C	717179.67	727903.12	8.00	234.00	0.00	0.00	1.00			
24	C	717203.39	727890.40	8.00	244.00	0.00	0.00	1.00			
25	C	717225.89	727879.16	8.00	242.00	0.00	0.00	1.00			
26	C	717247.74	727865.41	8.00	231.00	0.00	0.00	1.00			
27	C	717266.04	727853.61	8.00	233.00	0.00	0.00	1.00			
28	E	717266.15	727816.21	5.00	140.00	0.00	0.00	0.50			
29	C	717275.69	727825.38	8.00	137.00	0.00	0.00	1.00			
30	C	717291.49	727817.55	8.00	48.00	0.00	0.00	1.00			
31	C	717310.37	727798.92	8.00	38.00	0.00	0.00	1.00			
32	C	717329.00	727777.12	8.00	35.00	0.00	0.00	1.00			
33	C	717357.02	727763.80	8.00	230.00	0.00	0.00	1.00			
34	C	717377.75	727747.27	8.00	227.00	0.00	0.00	1.00			
35	C	717396.85	727728.61	8.00	219.00	0.00	0.00	1.00			
36	C	717410.11	727708.90	8.00	218.00	0.00	0.00	1.00			
38	B	716908.32	728312.38	8.00	70.00	0.00	0.00	0.50			
37/1	B	716887.21	728331.72	8.00	158.00	0.00	0.00	1.00			
40	B	716960.53	728314.60	9.00	190.00	0.00	0.00	1.50			
41	B	717133.36	727975.18	8.00	107.00	0.00	0.00	1.00			
41	C	717093.38	728037.42	8.00	216.00	0.00	0.00	1.00			

975036117

Horizontal Illuminance (lux)

Grid 1



Results

Eav	17.17
Emin	7.05
Emax	49.81
Emin/Emax	0.14
Emin/Eav	0.41

975036117

Horizontal Illuminance (lux)

Grid 2



Results

Eav	18.46
Emin	7.47
Emax	31.42
Emin/Emax	0.24
Emin/Eav	0.40

Horizontal Illuminance (lux)

Grid 3

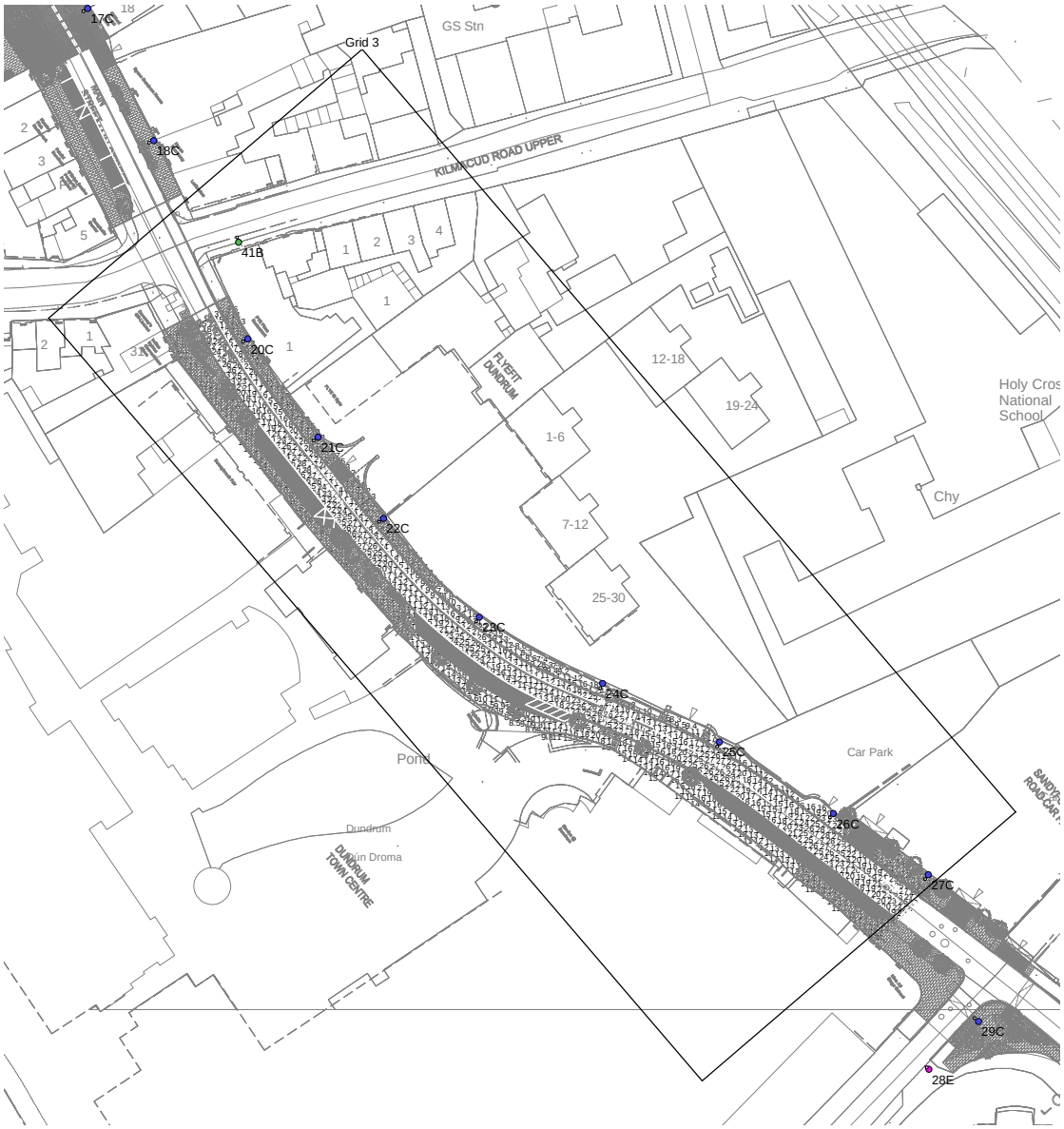

Results

Eav	17.48
Emin	7.05
Emax	28.48
Emin/Emax	0.25
Emin/Eav	0.40

Horizontal Illuminance (lux)

Grid 4

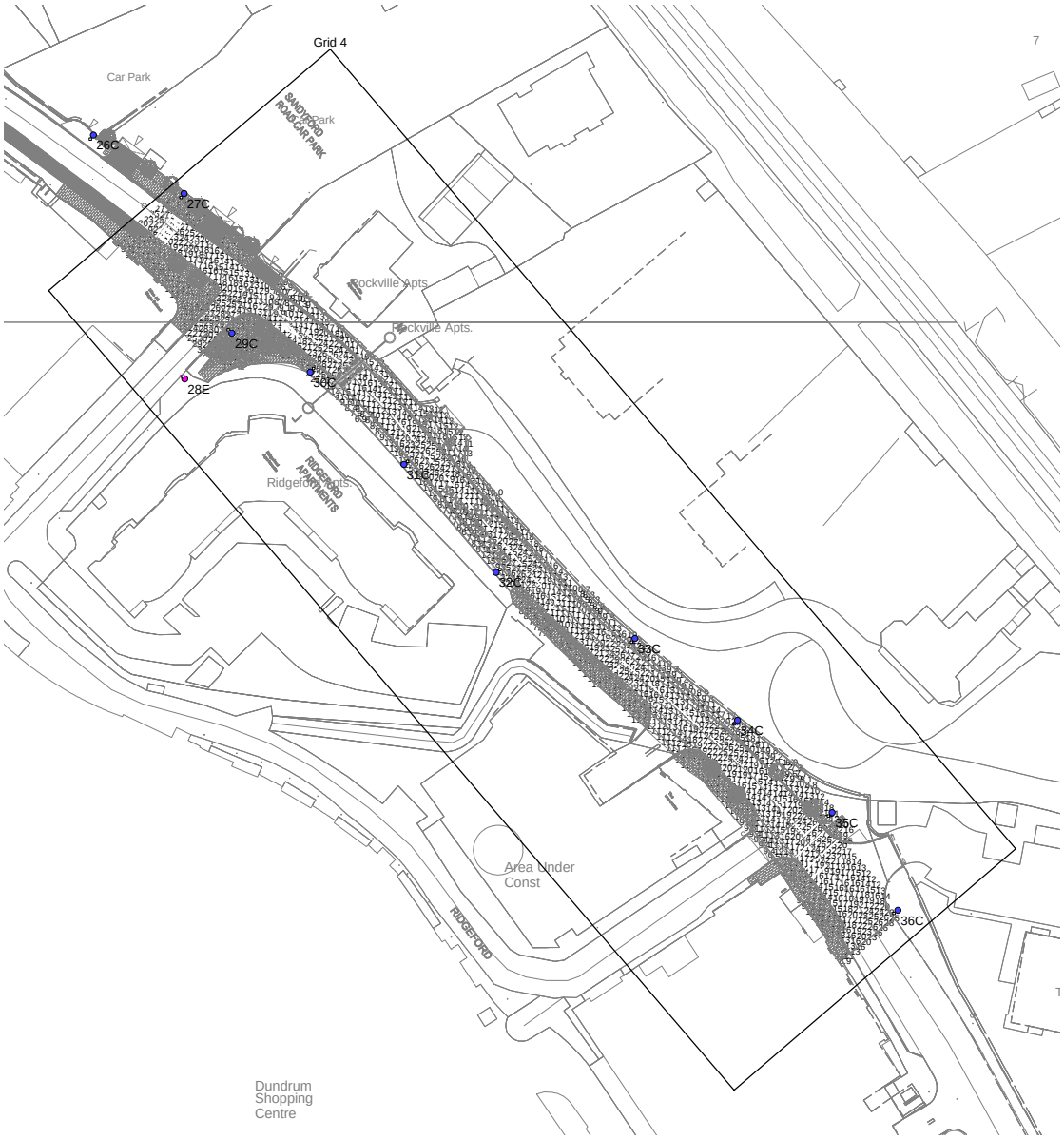

Results

Eav	16.39
Emin	6.80
Emax	29.96
Emin/Emax	0.23
Emin/Eav	0.42

975036117