

ISO A1 594mm x 841mm  
 Approved: EG  
 Checked: SG  
 Designer: TM  
 Project Management Initials:

© ORDNANCE SURVEY IRELAND. ALL RIGHTS RESERVED  
 LICENCE NUMBER 2015-2016/CCMA/DUNLAOGHAIRE-RATHDOWNCOUNTYCOUNCIL



**PROJECT**  
 ROCHESTOWN AVENUE ACTIVE TRAVEL SCHEME



**CONSULTANT**  
 AECOM  
 Adelphi Plaza  
 George's Street Upper  
 Dun Laoghaire Co. Dublin  
 Tel: +353(0)1 2383100 Fax: +353(0)1 2383199  
 www.aecom.com

**NOTES:**

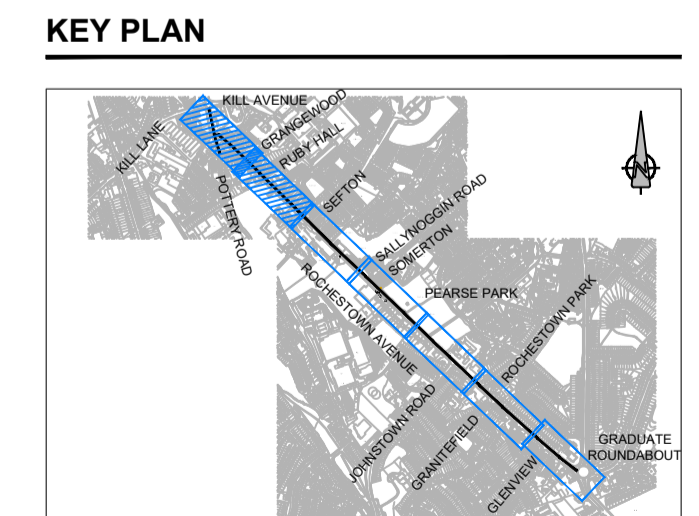
- THIS DRAWING IS TO BE READ IN CONJUNCTION WITH ALL OTHER RELEVANT DRAWINGS. ANY DISCREPANCIES, ERRORS OR OMISSIONS TO BE BROUGHT TO THE ATTENTION OF THE DESIGNER.
- ALL DIMENSIONS ARE IN METERS UNLESS STATED OTHERWISE.
- DO NOT SCALE. ALL DIMENSIONS AND COORDINATES SHALL BE CHECKED AND CONFIRMED ON SITE.

**KEY:**

|  |                  |
|--|------------------|
|  | CYCLE TRACK      |
|  | CARRIAGEWAY      |
|  | FOOTWAY / ISLAND |
|  | SHARED PATH      |

**ISSUE/REVISION**

| I/R | DATE        | DESCRIPTION                      |
|-----|-------------|----------------------------------|
| C   | SEPT 2023   | UPDATE FOLLOWING CLLR. AMENDMENT |
| B   | AUGUST 2023 | ISSUED FOR PART 8                |
| A   | JUNE 2023   | ISSUED FOR CONSULTATION          |



**PROJECT NUMBER**  
 60661468

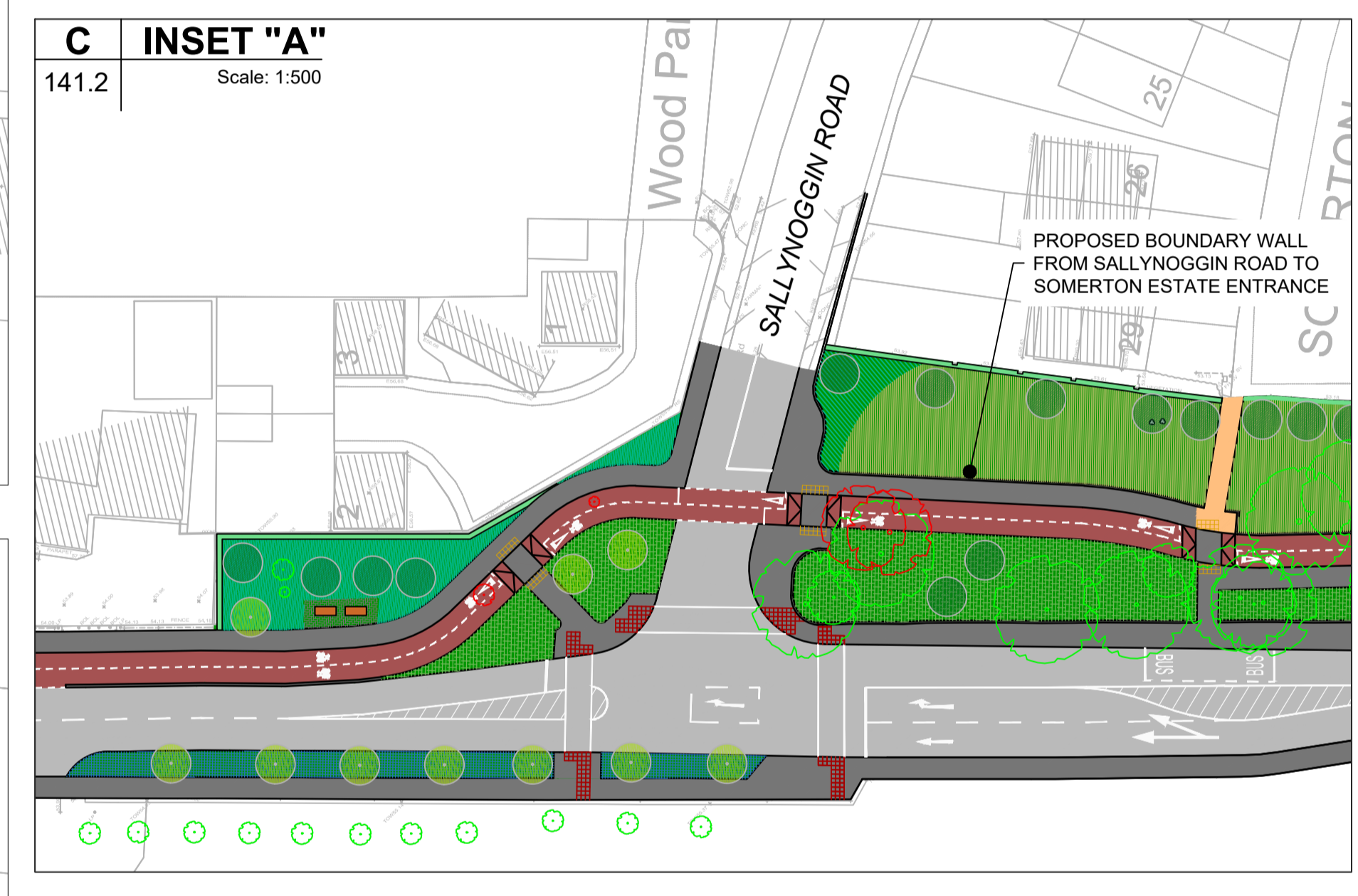
**SHEET TITLE**  
 GENERAL ARRANGEMENT  
 SHEET 1 OF 4

**SHEET NUMBER**  
 60661468\_SHT\_ROCH\_141.1

This drawing has been prepared for the use of AECOM's client. It may not be used, modified, reproduced or relied upon by third parties, except as agreed by AECOM or as required by law. AECOM accepts no responsibility, and denies any liability, whatsoever, to any party that uses or relies on this drawing without AECOM's express written consent. Do not scale this document. All measurements must be obtained from the stated dimensions.



**A GENERAL ARRANGEMENT**  
 141.2 Scale: 1:500



**C INSET "A"**  
 141.2 Scale: 1:500

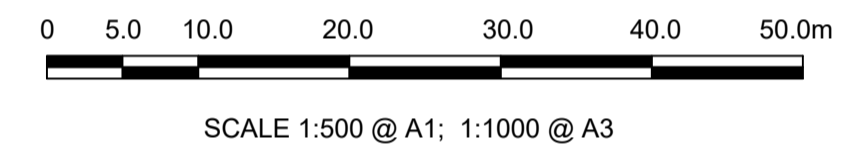
**B GENERAL ARRANGEMENT**  
 141.2 Scale: 1:500

**LEGEND IN PROGRESS**

|   |  |
|---|--|
| EXISTING TREES RETAINED                         | TIMBER POST AND RAIL FENCE                         |
| EXISTING TREE TO BE REMOVED                     | BOLLARD  |
| PROPOSED STREET TREE                            | PARK WAYFINDING SIGN                               |
| PROPOSED NATIVE PARK TREE                       | BENCH SEATING                                      |
| PROPOSED NATIVE HEDGE                           | SEAT WALL  |
| PROPOSED GROUND COVER PLANTING                  | TIMBER BALANCING BEAMS                             |
| PROPOSED SUD'S WILDFLOWER PLANTING MIX          | TIMBER STEPPING POSTS                              |
| PROPOSED WILDFLOWER MEADOW                      | TIMBER LOG PYRAMID                                 |
| PROPOSED ORNAMENTAL SHRUB PLANTING              | GRASS PLAY MOUNDS                                  |
| GRASS-EXISTING MAINTAINED/PROPOSED SEED         | FEATURE PAVING                                     |
| PARK ENTRANCE                                   | CONCRETE BLOCK PAVING 200MM X 100MM (GRAY)         |
| PRE-CAST CONCRETE PAVING 200MM X 100MM (YELLOW) | CALISTHENICS AND PHYSICAL REHABILITATION EQUIPMENT |

**KEY:**

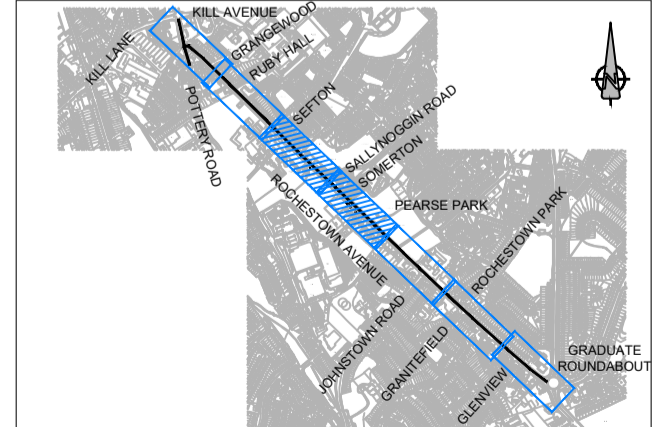
|  |                  |
|--|------------------|
|  | CYCLE TRACK      |
|  | CARRIAGEWAY      |
|  | FOOTWAY / ISLAND |
|  | SHARED PATH      |



**ISSUE/REVISION**

| I/R | DATE        | DESCRIPTION                      |
|-----|-------------|----------------------------------|
| C   | SEPT 2023   | UPDATE FOLLOWING CLLR. AMENDMENT |
| B   | AUGUST 2023 | ISSUED FOR PART 8                |
| A   | JUNE 2023   | ISSUED FOR CONSULTATION          |

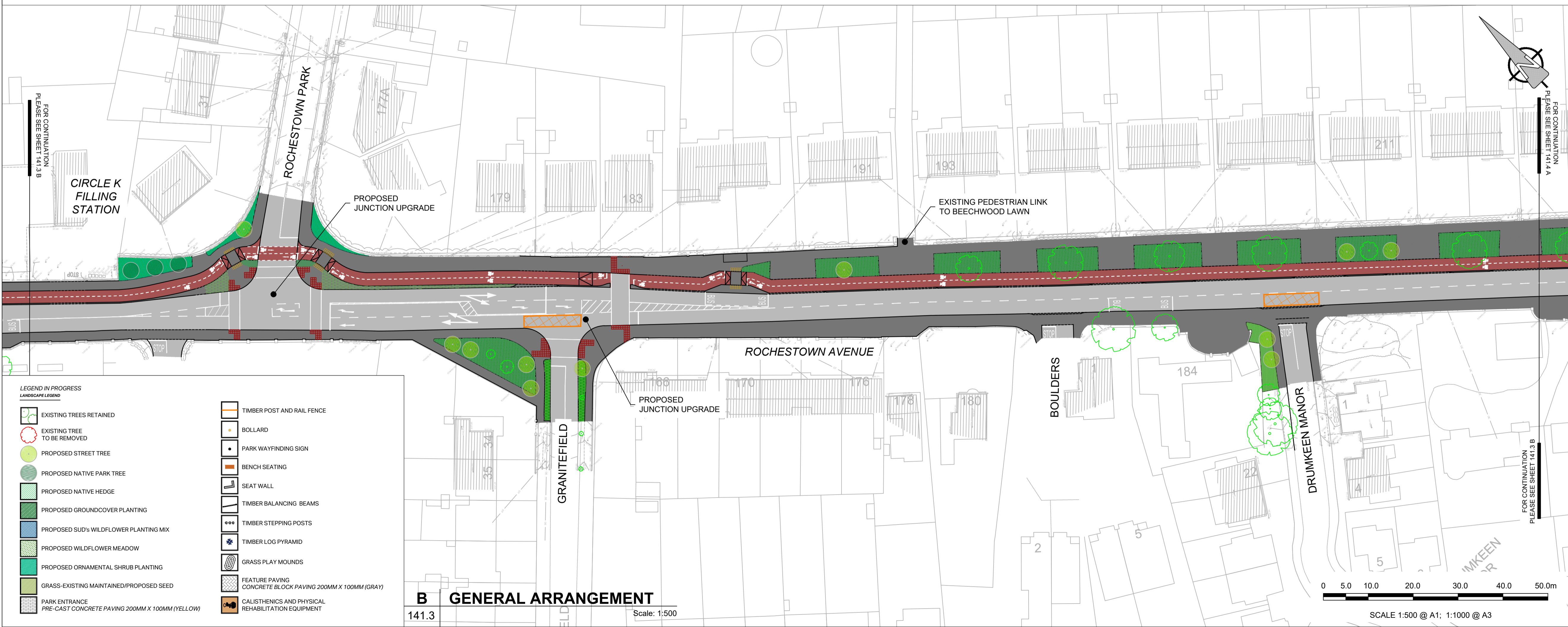
**KEY PLAN**



This drawing has been prepared for the use of AECOM's client. It may not be used, modified, reproduced or relied upon by third parties, except as required by AECOM or as required by law. AECOM accepts no responsibility, and denies any liability, whatsoever, to any party that uses or relies on this drawing without AECOM's express written consent. All measurements must be obtained from the stated dimensions.

ISO A1 594mm x 841mm  
 Approved: EG  
 Checked: SG  
 Designer: TM  
 Project Management Initials:

© ORDNANCE SURVEY IRELAND. ALL RIGHTS RESERVED  
 LICENCE NUMBER 2015-2016/CCMA/DUNLAOGHAIRE-RATHDOWNCOUNTYCOUNCIL



**LEGEND IN PROGRESS**

|   |   |
|---|---|
| EXISTING TREES RETAINED                                       | TIMBER POST AND RAIL FENCE                          |
| EXISTING TREE TO BE REMOVED                                   | BOLLARD   |
| PROPOSED STREET TREE  | PARK WAYFINDING SIGN                                |
| PROPOSED NATIVE PARK TREE                                     | BENCH SEATING                                       |
| PROPOSED NATIVE HEDGE   | SEAT WALL   |
| PROPOSED GROUND COVER PLANTING                                | TIMBER BALANCING BEAMS                              |
| PROPOSED SUD'S WILDFLOWER PLANTING MIX                        | TIMBER STEPPING POSTS                               |
| PROPOSED WILDFLOWER MEADOW                                    | TIMBER LOG PYRAMID                                  |
| PROPOSED ORNAMENTAL SHRUB PLANTING                            | GRASS PLAY MOUNDS                                   |
| GRASS-EXISTING MAINTAINED/PROPOSED SEED                       | FEATURE PAVING                                      |
| PARK ENTRANCE PRE-CAST CONCRETE PAVING 200MM X 100MM (YELLOW) | CONCRETE BLOCK PAVING 200MM X 100MM (GRAY)          |
|   | CALLISTHENICS AND PHYSICAL REHABILITATION EQUIPMENT |



**PROJECT**  
 ROCHESTOWN AVENUE ACTIVE TRAVEL SCHEME



**CONSULTANT**  
 AECOM  
 Adelphi Plaza  
 George's Street Upper  
 Dun Laoghaire Co. Dublin  
 Tel: +353(0)1 2383100 Fax: +353(0)1 2383199  
 www.aecom.com

- NOTES:**
- THIS DRAWING IS TO BE READ IN CONJUNCTION WITH ALL OTHER RELEVANT DRAWINGS. ANY DISCREPANCIES, ERRORS OR OMISSIONS TO BE BROUGHT TO THE ATTENTION OF THE DESIGNER.
  - ALL DIMENSIONS ARE IN METERS UNLESS STATED OTHERWISE.
  - DO NOT SCALE. ALL DIMENSIONS AND COORDINATES SHALL BE CHECKED AND CONFIRMED ON SITE.

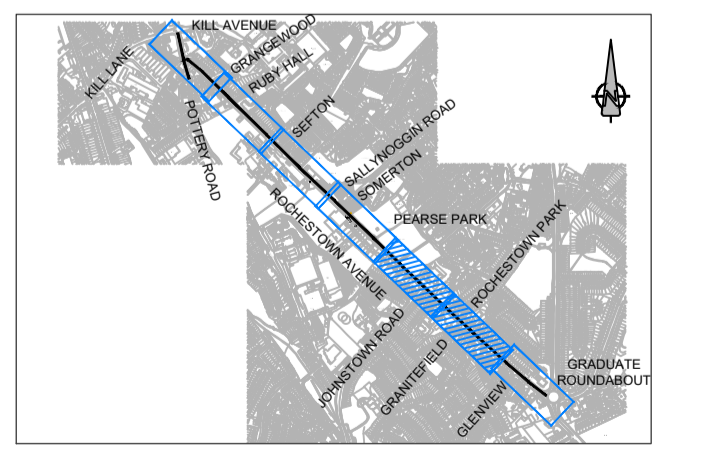
**KEY:**

|  |                  |
|--|------------------|
|  | CYCLE TRACK      |
|  | CARRIAGEWAY      |
|  | FOOTWAY / ISLAND |
|  | SHARED PATH      |

**ISSUE/REVISION**

| I/R | DATE        | DESCRIPTION                      |
|-----|-------------|----------------------------------|
| C   | SEPT 2023   | UPDATE FOLLOWING CLLR. AMENDMENT |
| B   | AUGUST 2023 | ISSUED FOR PART 8                |
| A   | JUNE 2023   | ISSUED FOR CONSULTATION          |

**KEY PLAN**

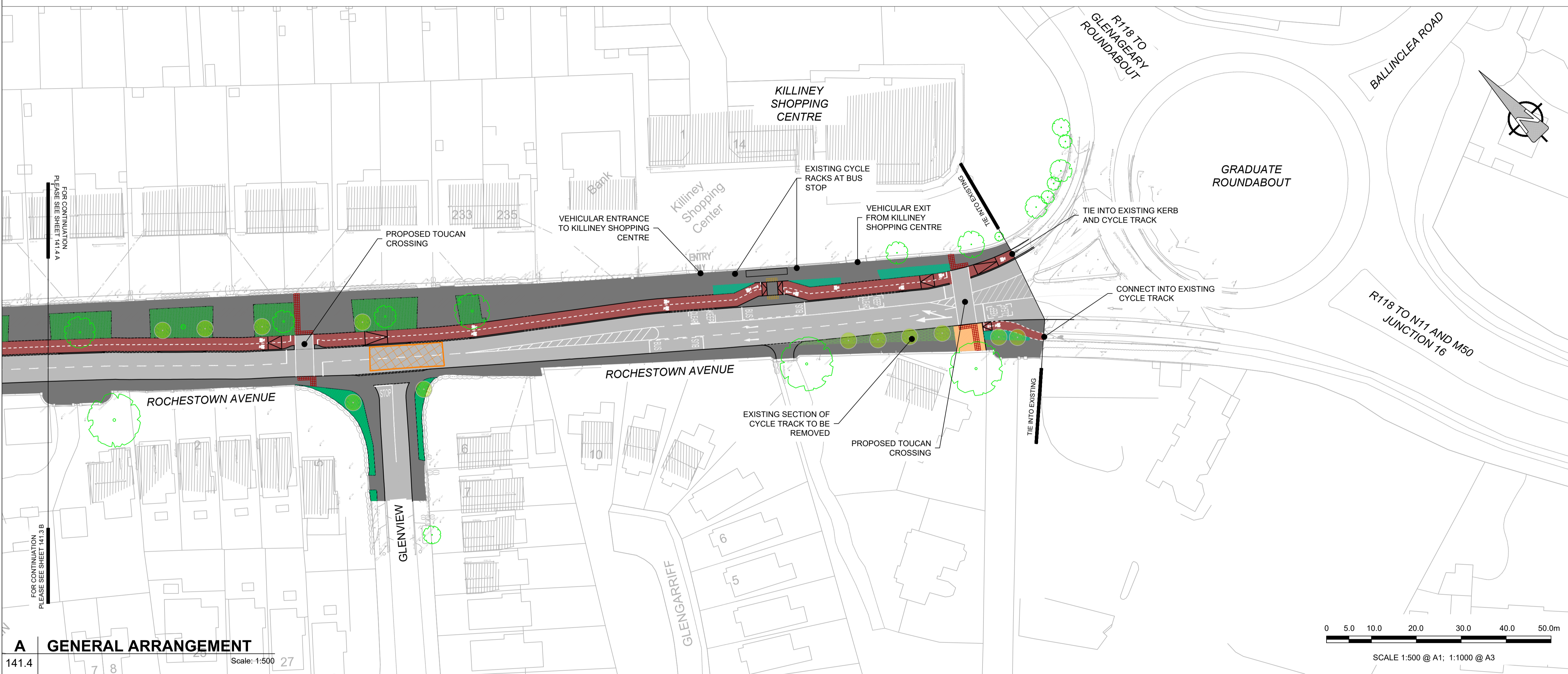


**PROJECT NUMBER**  
 60661468

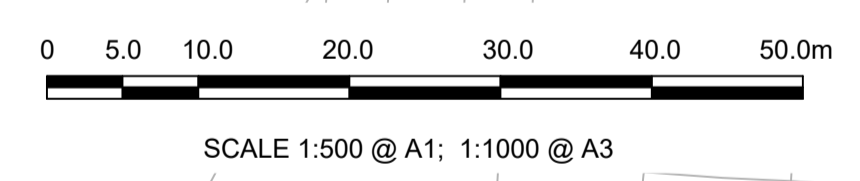
**SHEET TITLE**  
 GENERAL ARRANGEMENT  
 SHEET 3 OF 4

**SHEET NUMBER**  
 60661468\_SHT\_ROCH\_141.3

This drawing has been prepared for the use of AECOM's client. It may not be used, modified, reproduced or relied upon by third parties, except as agreed by AECOM or as required by law. AECOM accepts no responsibility, and denies any liability, whatsoever, to any party that uses or relies on this drawing without AECOM's express written consent. Do not scale this document. All measurements must be obtained from the stated dimensions.



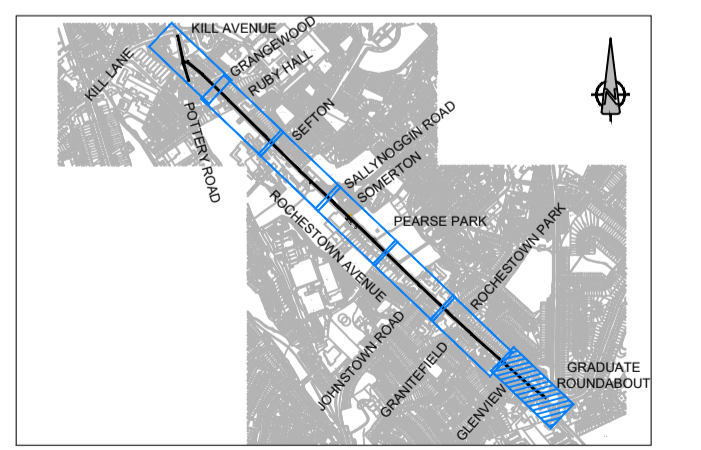
**A GENERAL ARRANGEMENT**  
 Scale: 1:500



**ISSUE/REVISION**

| NO. | DATE        | DESCRIPTION                      |
|-----|-------------|----------------------------------|
| C   | SEPT 2023   | UPDATE FOLLOWING CLLR. AMENDMENT |
| B   | AUGUST 2023 | ISSUED FOR PART 8                |
| A   | JUNE 2023   | ISSUED FOR CONSULTATION          |
| I/R | DATE        | DESCRIPTION                      |

**KEY PLAN**



**PROJECT NUMBER**  
 60661468

**SHEET TITLE**  
 GENERAL ARRANGEMENT  
 SHEET 4 OF 4

**SHEET NUMBER**  
 60661468\_SHT\_ROCH\_141.4

**LEGEND IN PROGRESS**  
**LANDSCAPE LEGEND**

|  |   |  |   |
|--|---|--|---|
|  | EXISTING TREES RETAINED                         |  | TIMBER POST AND RAIL FENCE                          |
|  | EXISTING TREE TO BE REMOVED                     |  | BOLLARD   |
|  | PROPOSED STREET TREE                            |  | PARK WAYFINDING SIGN                                |
|  | PROPOSED NATIVE PARK TREE                       |  | BENCH SEATING                                       |
|  | PROPOSED NATIVE HEDGE                           |  | SEAT WALL   |
|  | PROPOSED GROUND COVER PLANTING                  |  | TIMBER BALANCING BEAMS                              |
|  | PROPOSED SUD'S WILDFLOWER PLANTING MIX          |  | TIMBER STEPPING POSTS                               |
|  | PROPOSED WILDFLOWER MEADOW                      |  | TIMBER LOG PYRAMID                                  |
|  | PROPOSED ORNAMENTAL SHRUB PLANTING              |  | GRASS PLAY MOUNDS                                   |
|  | GRASS-EXISTING MAINTAINED/PROPOSED SEED         |  | FEATURE PAVING                                      |
|  | PARK ENTRANCE                                   |  | CONCRETE BLOCK PAVING 200MM X 100MM (GRAY)          |
|  | PRE-CAST CONCRETE PAVING 200MM X 100MM (YELLOW) |  | CALLISTHENICS AND PHYSICAL REHABILITATION EQUIPMENT |

This drawing has been prepared for the use of AECOM's client. It may not be used, modified, reproduced or relied upon by third parties, except as agreed by AECOM or as required by law. AECOM accepts no responsibility, and denies any liability, whatsoever, to any party that uses or relies on this drawing without AECOM's express written consent. All measurements must be obtained from the stated dimensions.