

## Parks: Clonmore Park Playground Upgrade, Stillorgan Heath, Leopardstown

<https://dlrcoco.citizenspace.com/parks/clonmore-park-playground-upgrade>

This report was created on Monday 19 May 2025 at 13:52

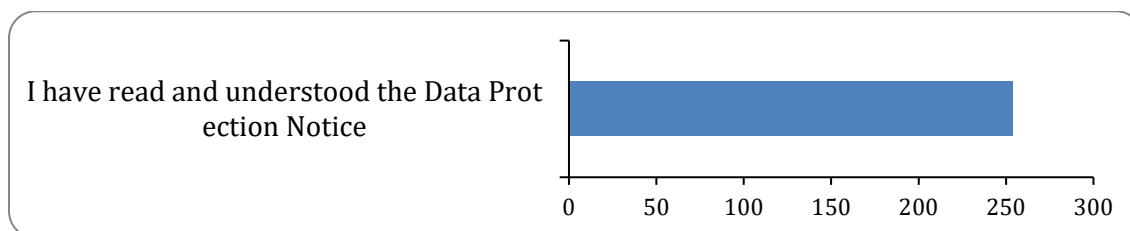
The activity ran from 15/04/2025 to 06/05/2025

Responses to this survey: **254**

### 1: Please confirm that you have read and understood the Data Protection Notice.

#### Data protection notice confirmation

There were 254 responses to this part of the question.

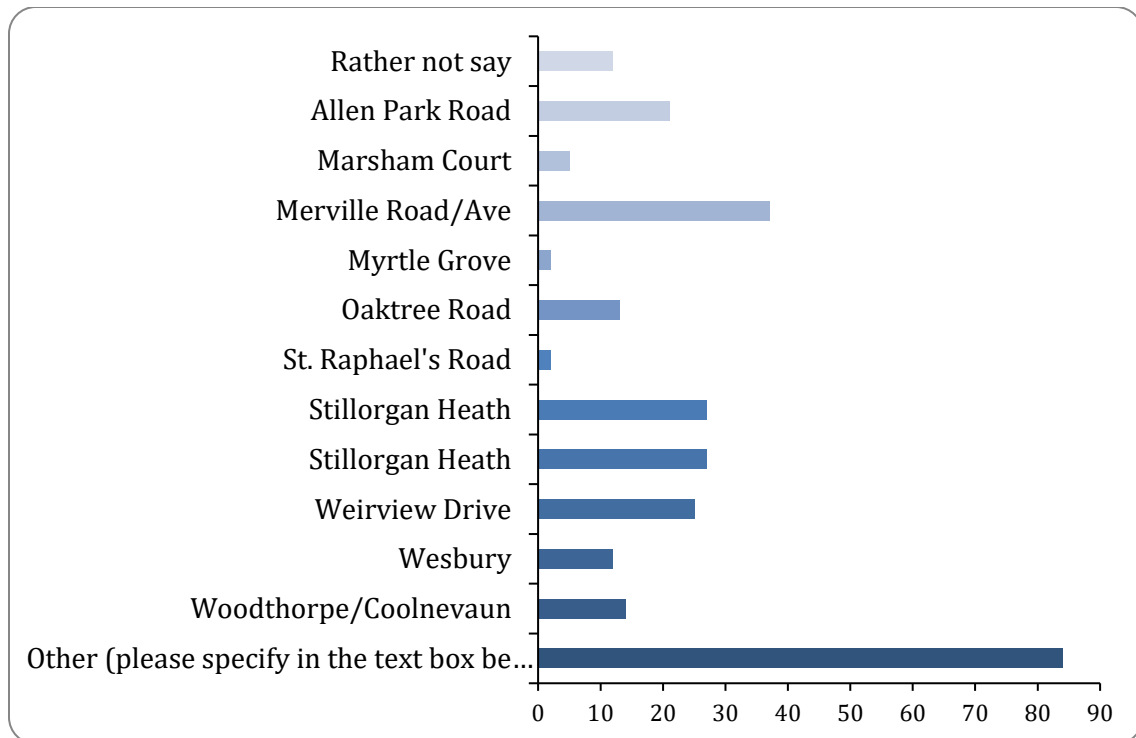


Option	Total	Percent
I have read and understood the Data Protection Notice	254	100.00%
Not Answered	0	0.00%

### 2: Where do you live?

#### where do you live?

There were 254 responses to this part of the question.

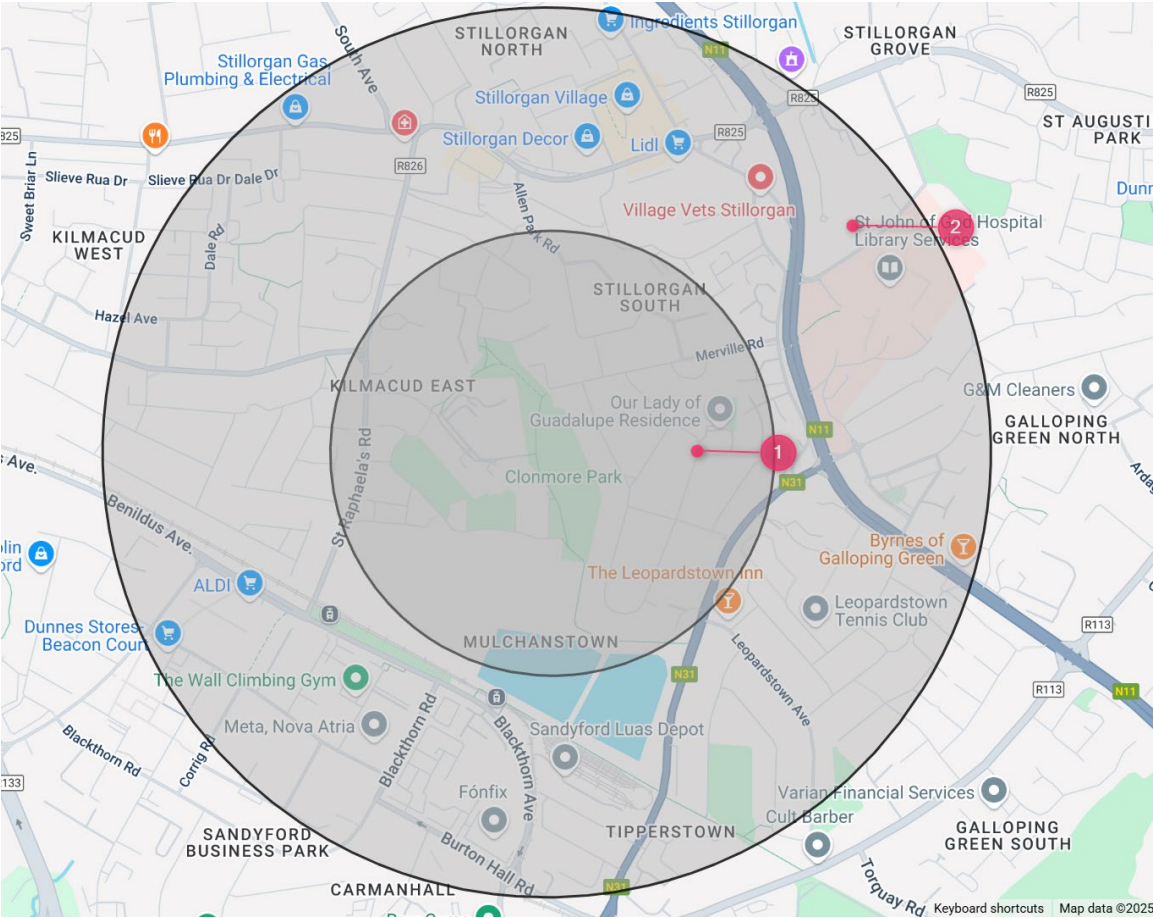


Option	Total	Percent
Rather not say	12	4.72%
Allen Park Road	21	8.27%
Marsham Court	5	1.97%
Merville Road/Ave	37	14.57%
Myrtle Grove	2	0.79%
Oaktree Road	13	5.12%
St. Raphael's Road	2	0.79%
Stillorgan Heath	27	10.63%
Stillorgan Heath	27	10.63%
Weirview Drive	25	9.84%
Wesbury	12	4.72%
Woodthorpe/Coolnevaun	14	5.51%
Other (please specify in the text box below)	84	33.07%
Not Answered	0	0.00%

### where do you live

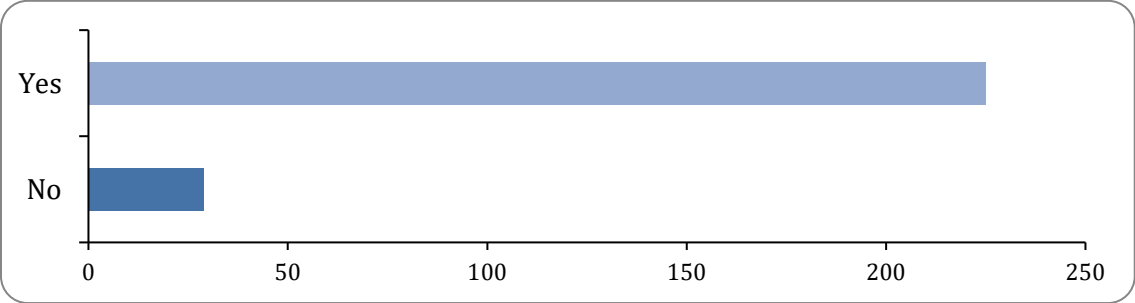
Clonmore draws residents from a wide catchment area, with strong representation from surrounding estates and major nearby roads, including Ardagh Estate, Sandyford Industrial estate, Leopardstown, Balally Park and even one from Deansgrange.

The majority of respondents live within 0.5km radius of the playground (1), a number of people travel from up to 1km to use the playground (2)



### 3: Are children ever in your care? are children ever in your care

There were 254 responses to this part of the question.

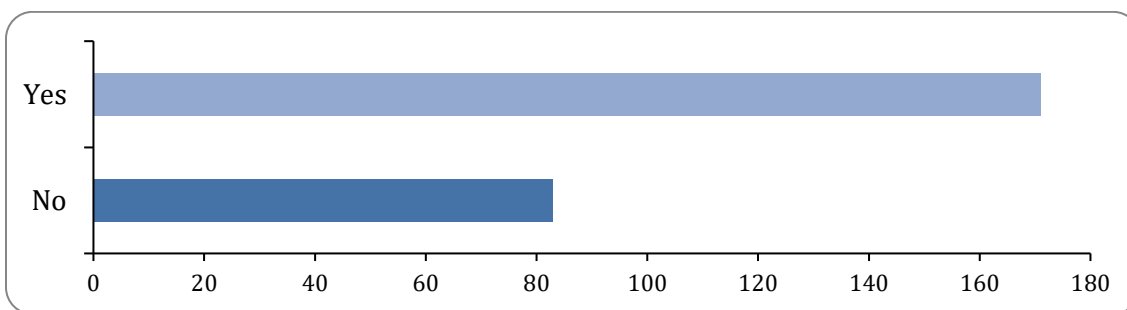


Option	Total	Percent
Yes	225	88.58%

<b>No</b>	29	11.42%
<b>Not Answered</b>	0	0.00%

#### 4: Do you attend school in this area?

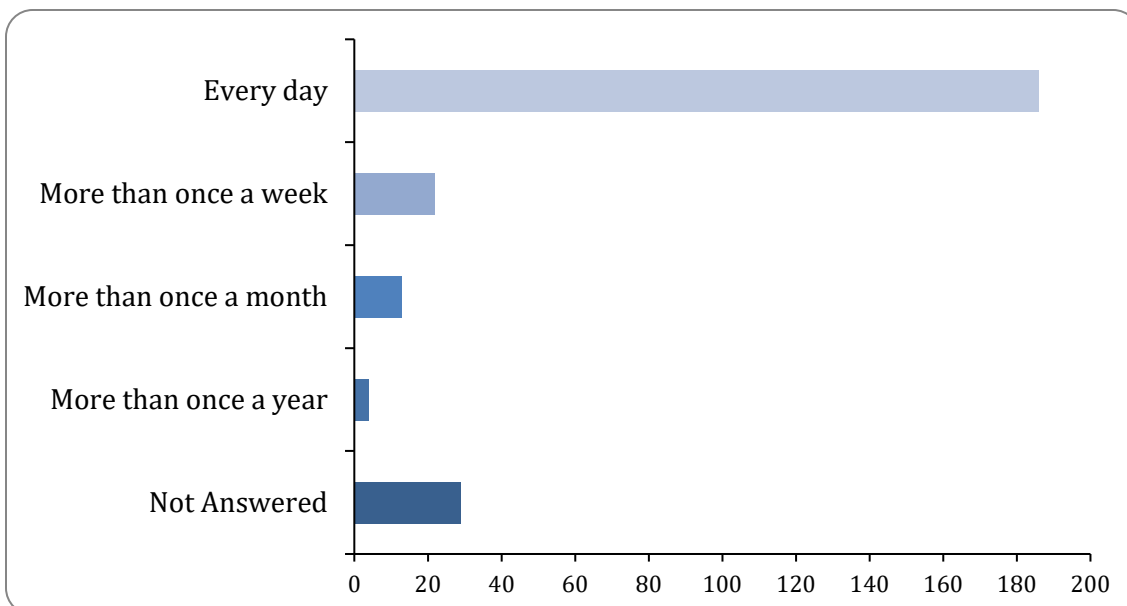
There were 254 responses to this part of the question.



Option	Total	Percent
<b>Yes</b>	171	67.32%
<b>No</b>	83	32.68%
<b>Not Answered</b>	0	0.00%

#### 5: How often are children in your care?

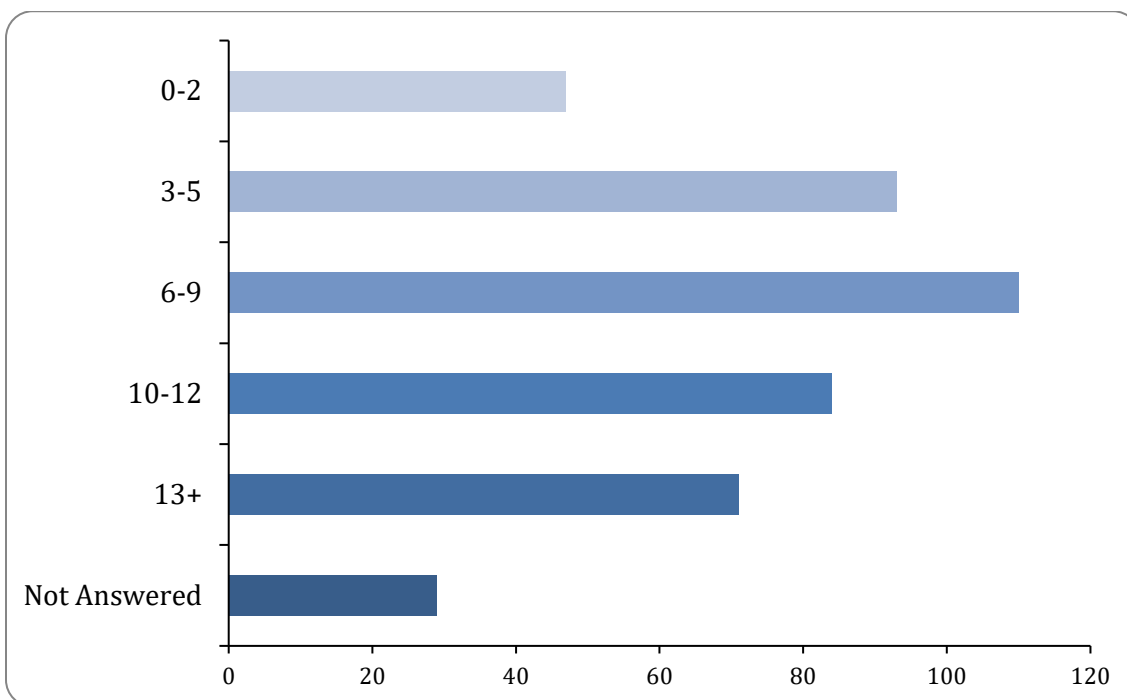
There were 225 responses to this part of the question.



Option	Total	Percent
Every day	186	73.23%
More than once a week	22	8.66%
More than once a month	13	5.12%
More than once a year	4	1.57%
Not Answered	29	11.42%

**6: Please indicate the age range of those children (Can tick multiple):**

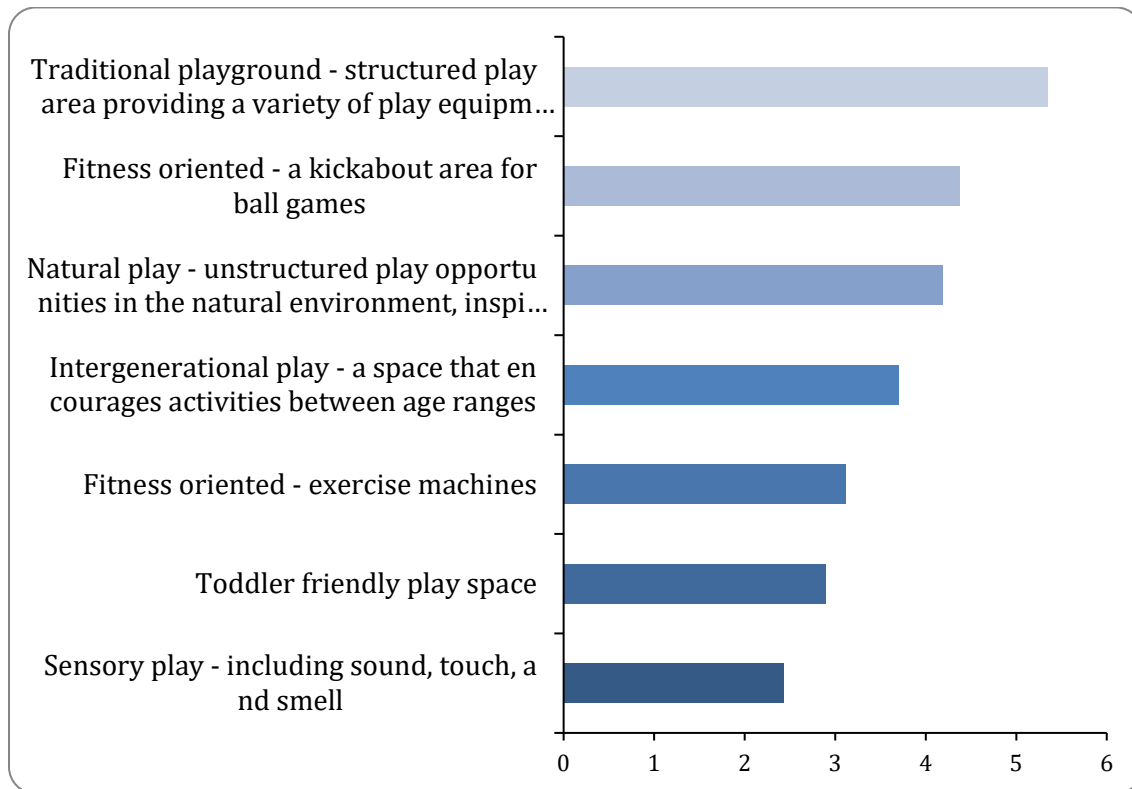
There were 225 responses to this part of the question.



Option	Total	Percent
0-2	47	18.50%
3-5	93	36.61%
6-9	110	43.31%
10-12	84	33.07%
13+	71	27.95%
Not Answered	29	11.42%

**7: In order of preference (1 = top preference, 7 = lowest preference), what types of play would you like to see provided for in your neighborhood? You can leave this field blank if you do not have a preference.**

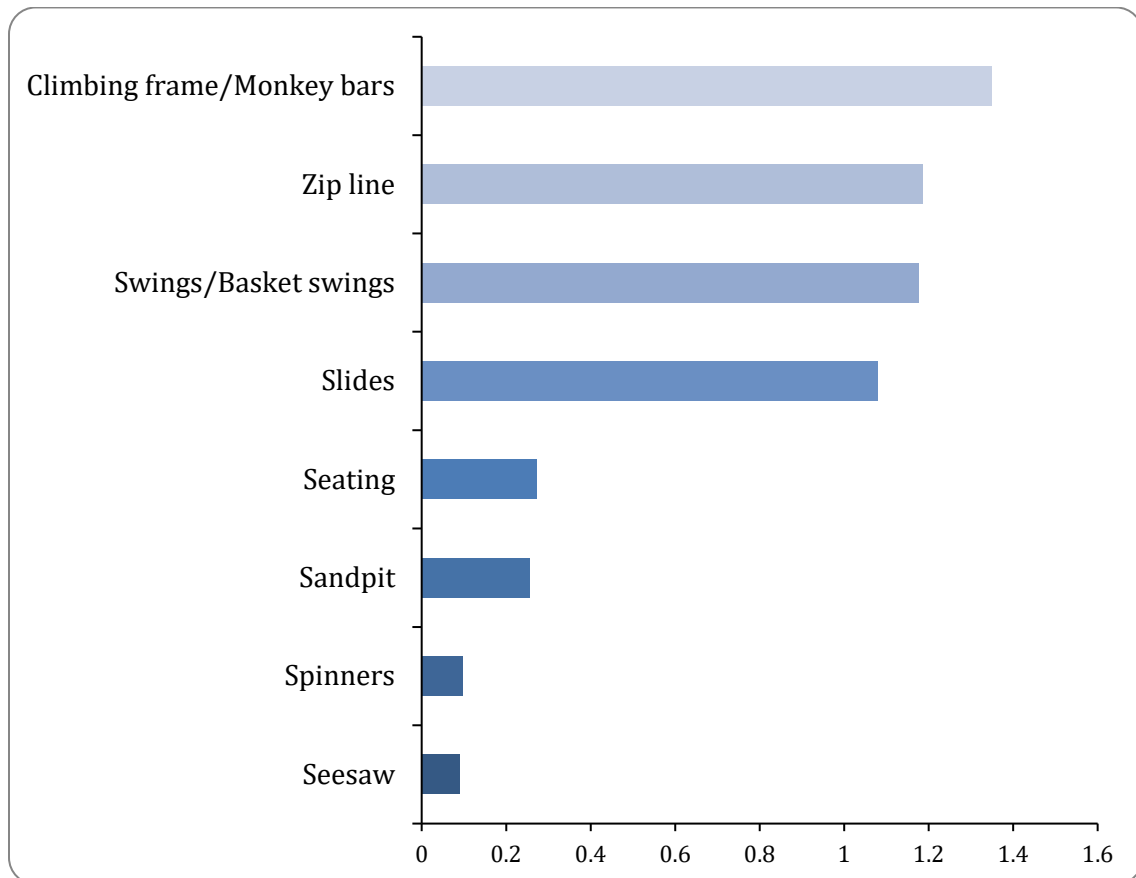
**Ranking of 'Favourite types of play'**



Item	Ranking
Traditional playground - structured play area providing a variety of play equipment	5.35
Fitness oriented - a kickabout area for ball games	4.38
Natural play - unstructured play opportunities in the natural environment, inspired by nature, local landscape features, plants, and wildlife	4.19
Intergenerational play - a space that encourages activities between age ranges	3.70
Fitness oriented - exercise machines	3.11
Toddler friendly play space	2.90
Sensory play - including sound, touch, and smell	2.44

**8: Please rank your three favourite types of playground equipment that you or your child would like to see in Clonmore Park Playground. You can leave this field blank if you do not wish to answer.**

**Ranking of 'preferred playground equipment'**



Item	Ranking
Climbing frame/Monkey bars	1.35
Zip line	1.19
Swings/Basket swings	1.18
Slides	1.08
Seating	0.27
Sandpit	0.26
Spinners	0.10
Seesaw	0.09

**9: Do you have any further comments on the location and design of play facilities in Clonmore Park?**

**Do The main points raised in the survey regarding play equipment in Clonmore Park were as follows:**

1. Need for Equipment for Older Children and Teens
  - a. Strong demand for facilities beyond toddler, especially ages 9-15.
  - b. Popular suggestions included
    - i. Basketball half-courts
    - ii. Zip lines
    - iii. Climbing frames/towers
    - iv. Table tennis
    - v. Parkour/calisthenics equipment
    - vi. Pump tracks or skate areas
    - vii. Boules courts(intergenerational play)
2. All-Weather Surfaces
  - a. Repeated complaints about mud and waterlogging
  - b. Grass surfaces make the playground unusable in winter
  - c. Astro-turf, woodchip or rubber surfaces suggested as better alternatives.
3. Sensory Play and Natural Elements
  - a. Calls for sand pits, water features, natural materials (Wood not metal), and music play areas.
  - b. Natural play areas like those in Deerpark, Cabinteely and Marlay Park cited as good examples.
4. Separation by Age Group
  - a. Preference for clearly defined toddler and older kid zones to reduce conflict and ensure safety.
5. Multigenerational and group play ideas.
  - a. Fixed Football goals, sports walls and shared space for casual games
  - b. Large Swings, Trampolines, and obstacle courses for broader use.

**10: Are there any specific accessibility features or equipment you would like to see in the playground to ensure it is inclusive for children and users of all abilities?**

**e.g. wheelchair - accessible equipment, sensory-friendly areas, Push-chair parking, adult-carer requirements**

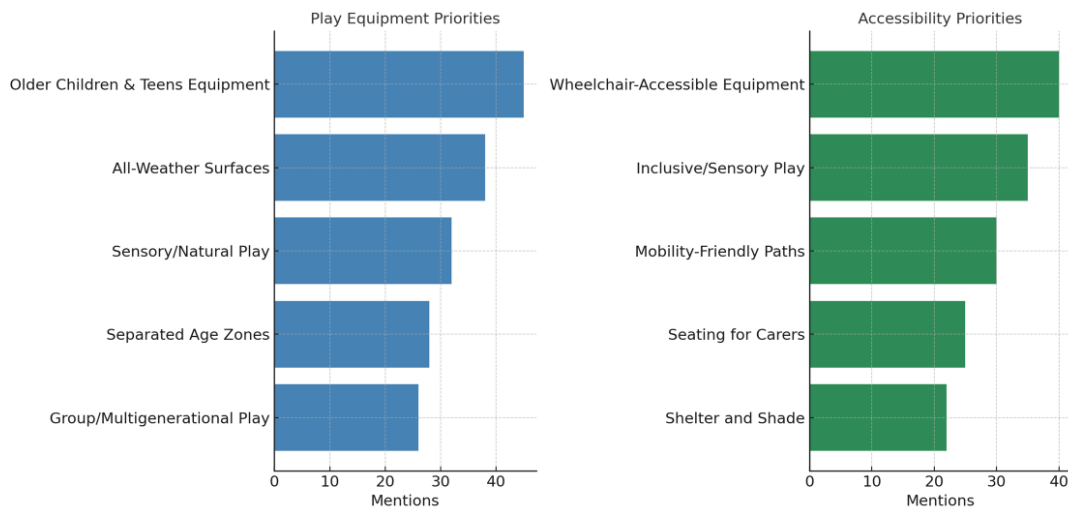
There were 77 responses to this part of the question.

Main themes throughout responses were



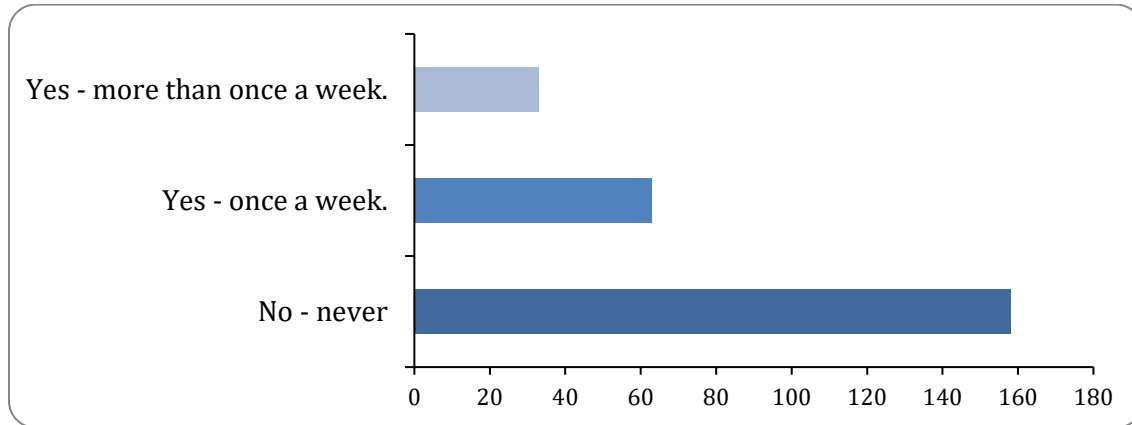
1. Wheelchair Accessibility
  - a. High importance placed on
    - i. Wheelchair-accessible play equipment
    - ii. Paths and entrances wide enough and smooth
    - iii. Seating areas suitable for carers.
2. Inclusive Equipment
  - a. Requests for
    - i. Inclusive swings
    - ii. Sensory-friendly play areas
    - iii. Low-height equipment
    - iv. Pushchair parking.
3. Paths and mobility access
  - a. Many noted that paths were uneven and narrow
  - b. Suggestions included:
  - c. Wider, better-lit paths
  - d. Clearly marked walking/running routes
  - e. Level surfaces for mobility-impaired users
4. Seating and Shelter
  - a. Benches with backrests for elderly or mobility-impaired limited visitors.
  - b. Sheltered seating/picnic areas to support all-weather, all-ability use.

Clonmore Park Survey: Key Themes on Play & Accessibility



### 11: Do you use the existing exercise equipment in the park? exercise

There were 254 responses to this part of the question.



Option	Total	Percent
Yes - more than once a week.	33	12.99%
Yes - once a week.	63	24.80%
No - never	158	62.20%
Not Answered	0	0.00%

When we look at the responses to the gym equipment in total,

1. 62% of respondents said they never use the gym equipment
2. A small but regular group up to 25% use it weekly or more often and the rest use it occasionally or only when with children.

The main criticisms of the existing equipment

1. Poor condition
  - a. Several users mention the equipment is broken, rusted or feels unsafe
  - b. Poor drainage underneath creates a boggy environment.
2. Ineffectiveness
  - a. The equipment lacks resistance and is 'not challenging'
  - b. Used more as climbing frames for children.
3. Poor Placement
  - a. Too close to the playground makes it
    - i. Less appealing for adults
    - ii. Unsafe or misused by children
4. Not Inclusive
  - a. Doesn't support all age groups or users with mobility issues
  - b. No body – weight friendly or therapeutic options for seniors

Suggestions for replacement or Upgrade:

- A. Calisthenics/Bodyweight equipment
  - a. Strong support for pull up bars, dip bars, balance beams and monkey bars
  - b. Seen as better used and more flexible for adults and older kids.
- B. Exercise Trail Around Park
  - a. Suggested install simple fitness stations along the walking path.
  - b. Encourage light /full body exercise while walking or running.
- C. Multi-Age-Friendly Zones
  - a. Equipment that can be used by both children and adults safely
  - b. E.g. trampolines, low beams, set up platforms
- D. Reallocate the Space
  - a. Equipment is underused and could be removed entirely to replace with
    - i. Additional play equipment
    - ii. Seating and picnic areas
    - iii. All weather surfaces
    - iv. Sensory or accessible spaces.

#### Summary of Exercise Responses

If the equipment is kept it should be upgraded to Calisthenics style equipment

Moved further from playground

Placed on drained durable surface

Better maintained.

Alternatively, if removed the space could be used for

Seating

Sensory or accessible features

Multi – use open area.