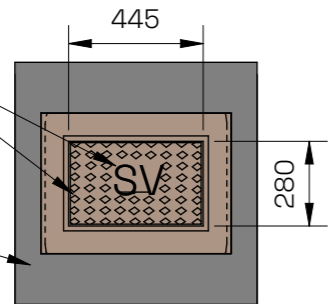


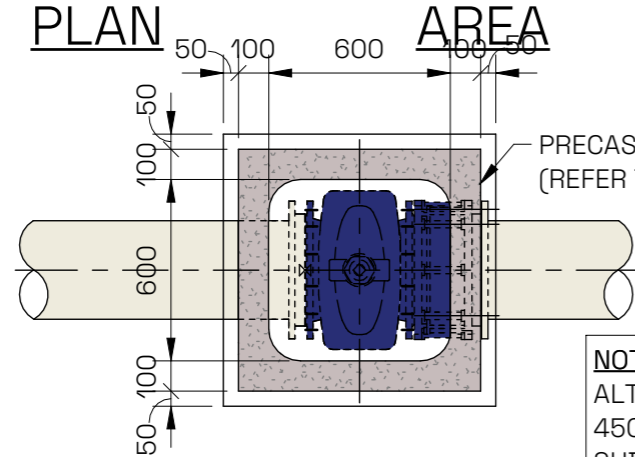
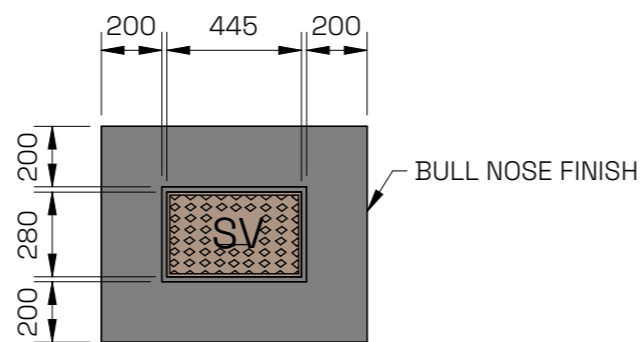
SECTION

75mm HIGH LETTERING
HEAVY DUTY COVER AND FRAME, STAMPED "SV" CLASS D400 (TO SUIT 445x280 OPE)
CONCRETE ROOF SLAB C30/37 REINFORCED SLAB



ROOF PLAN

PLINTH DETAIL IN GRASS AREA



FLOOR PLAN

NOTE:
ALTERNATIVE INTERNAL PLAN DIMENSIONS OF 450x600mm & 450x450mm MAY BE ALLOWED SUBJECT TO IRISH WATER APPROVAL

SLUICE VALVE NOTES

1. ALL DIMENSIONS ARE IN MILLIMETERS (mm) UNLESS NOTED OTHERWISE
2. SLUICE VALVE CHAMBERS SHALL BE COVERED WITH APPROVED HEAVY DUTY METAL COVERS TO IS 261 OR BS 5834. COVER AND FRAME SHALL BE SUITABLE FOR ROAD AND TRAFFIC CONDITIONS AND IS SUBJECT TO REVIEW BY IRISH WATER.
3. SLUICE VALVES SHALL BE RESILIENT SEATED AND SHALL COMPLY WITH BS 5163-1, BS 5163-2, IS EN 1074-1, IS EN 1074-2 OR EQUIVALENT E.U. SPECIFICATIONS.
4. ALL SLUICE VALVES SHALL BE ANTI-CLOCKWISE CLOSING.
5. VALVE CHAMBER TO BE CONSTRUCTED OF PRECAST CONCRETE UNITS OR HIGH DENSITY BLOCKWORK. ALTERNATIVELY PROPRIETARY PREFABRICATED CHAMBER UNITS MAY ALSO BE USED, SUBJECT TO REVIEW BY IRISH WATER. ROOF SLABS SHALL BE DESIGNED TO CARRY ALL LIVE LOADS & DEAD LOADS, & CONSIST OF A REINFORCED CONCRETE SLAB OF IN-SITU CONCRETE, GRADE C30/37, WITH A MINIMUM THICKNESS OF 150mm. ALTERNATIVELY, PRECAST CONCRETE ROOFS MAY BE USED, SUBJECT TO IRISH WATER REVIEW, & COMPLIANCE WITH IS EN 1917 & IS 420. PCC CHAMBER RISER UNITS SHOULD BE INTERLOCKING WHEN STACKED TO PREVENT LATERAL MOVEMENT OF INDIVIDUAL UNITS.
6. CONCRETE CHAMBERS SHALL BE SURROUNDED BY A MINIMUM OF 150mm COMPACTED CLAUSE 808 MATERIAL AS PER STD-W-13.
7. DUCTILE IRON PIPES AND FITTINGS TO BE IN ACCORDANCE WITH IS EN 545. PE PIPES AND FITTINGS TO BE IN ACCORDANCE WITH IS EN 12201:2011.
8. 200mm ALL AROUND, 100mm DEEP CONCRETE PLINTH AROUND COVERS IN GREEN AREAS.
9. THRUST BLOCKS (NOT SHOWN ON DRAWING), TO BE PROVIDED AS PER STANDARD DRAWING STD-W-28 AT ALL TEES, BENDS, TAPERS, DEAD ENDS AND PIPES AT STEEP SLOPES.
10. ANTI-CORROSION TAPE TO BE PROVIDED AROUND BURIED FLANGES.
11. ALL CONCRETE TO BE IN ACCORDANCE WITH IS EN 206.
12. 450 x 450mm INTERNAL DIMENSION CHAMBERS MAY BE PROVIDED SUBJECT TO REVIEW BY IW. SUCH CHAMBERS SHALL BE PROVIDED WITH GRADE "A" HEAVY DUTY COVER & FRAME & STAMPED "SV". BEARING SLABS TO BE 900 x 900mm IN ALL CASES.
13. ANY SPECIAL ROAD REINSTATEMENT AROUND COVER & FRAME SHALL BE TO ROAD AUTHORITY'S REQUIREMENTS.
14. NEW ROAD CONSTRUCTION & SURFACE FINISH TO BE TO ROAD AUTHORITY REQUIREMENTS.
15. EXISTING ROAD REINSTATEMENT TO COMPLY WITH CURRENT VERSION OF "GUIDELINES FOR MANAGING OPENINGS IN PUBLIC ROADS" BY THE DEPT. OF TRANSPORT, TOURISM & SPORT, OR TRANSPORT INFRASTRUCTURE IRELAND REQUIREMENTS.