


LEGEND:

1. Grass or meadow seeded in min.150mm topsoil with 50 mm silica sand dressing growing medium mix raked evenly into the topsoil
2. Free draining subsoil (or 40mm drainage board with filter fleece when on podium slab) depth varies

AMENITY GRASS DETAIL

1
200

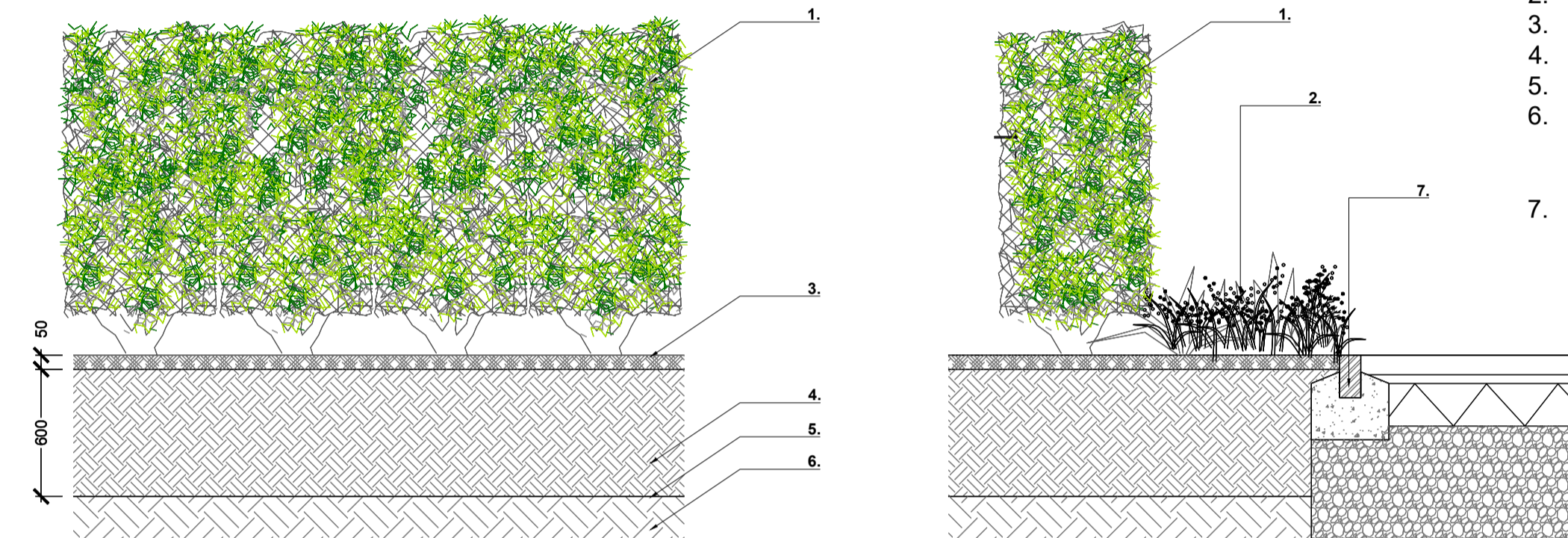


LEGEND:

1. 50mm depth mulch
2. 450mm depth free drainage sandy loam top soil
3. Free draining subsoil (or 40mm drainage board with filter fleece when on podium slab) depth varies

GROUNDCOVER AND SHRUB PLANTING DETAIL

2
200



LEGEND:

1. Hedge planting
2. Groundcover planting where applicable
3. 50mm mulch layer
4. min 600mm nutrient rich free draining topsoil to BS 3882:2015
5. Subsoil broken up to a depth of 150mm
6. Free draining subsoil (or 40mm drainage board with filter fleece when on podium slab) depth varies
7. edge detail

HEDGE PLANTING

3
200

NOTES:

Whip trees and shrubs shall be planted randomly with no more than 3 plants of the same species planted in groups.

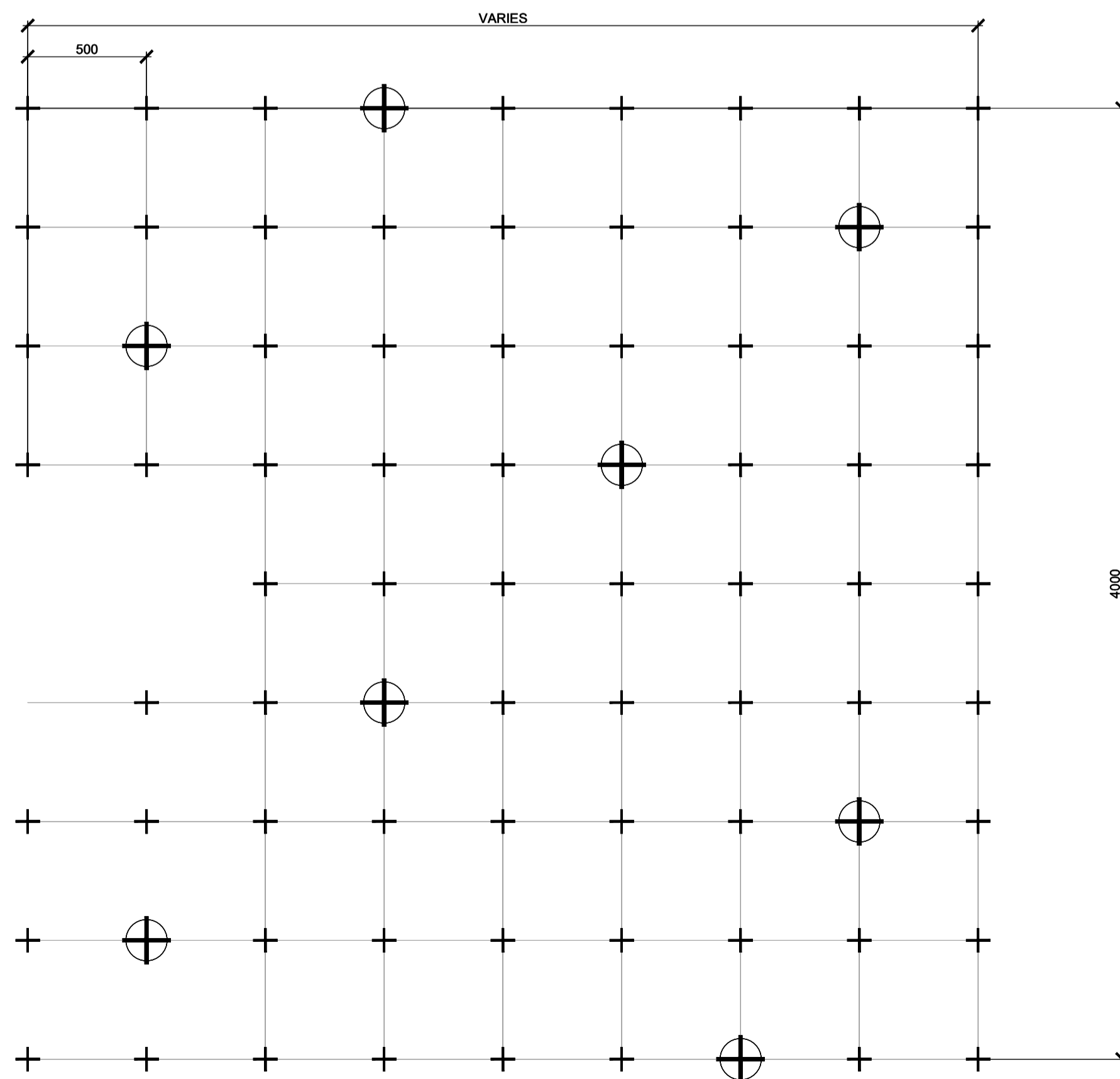
Blocks of similar species are not to be planted.

Rabbit guards to be fitted to all whips and feathered whips

Feathered whips should be planted no closer than 1m centers

Pits shall be excavated 150mm wider in all directions that the natural root spread of the plant min 300x300x300mm, plant tree at same level as grown in nursery.

Break up base of pit.



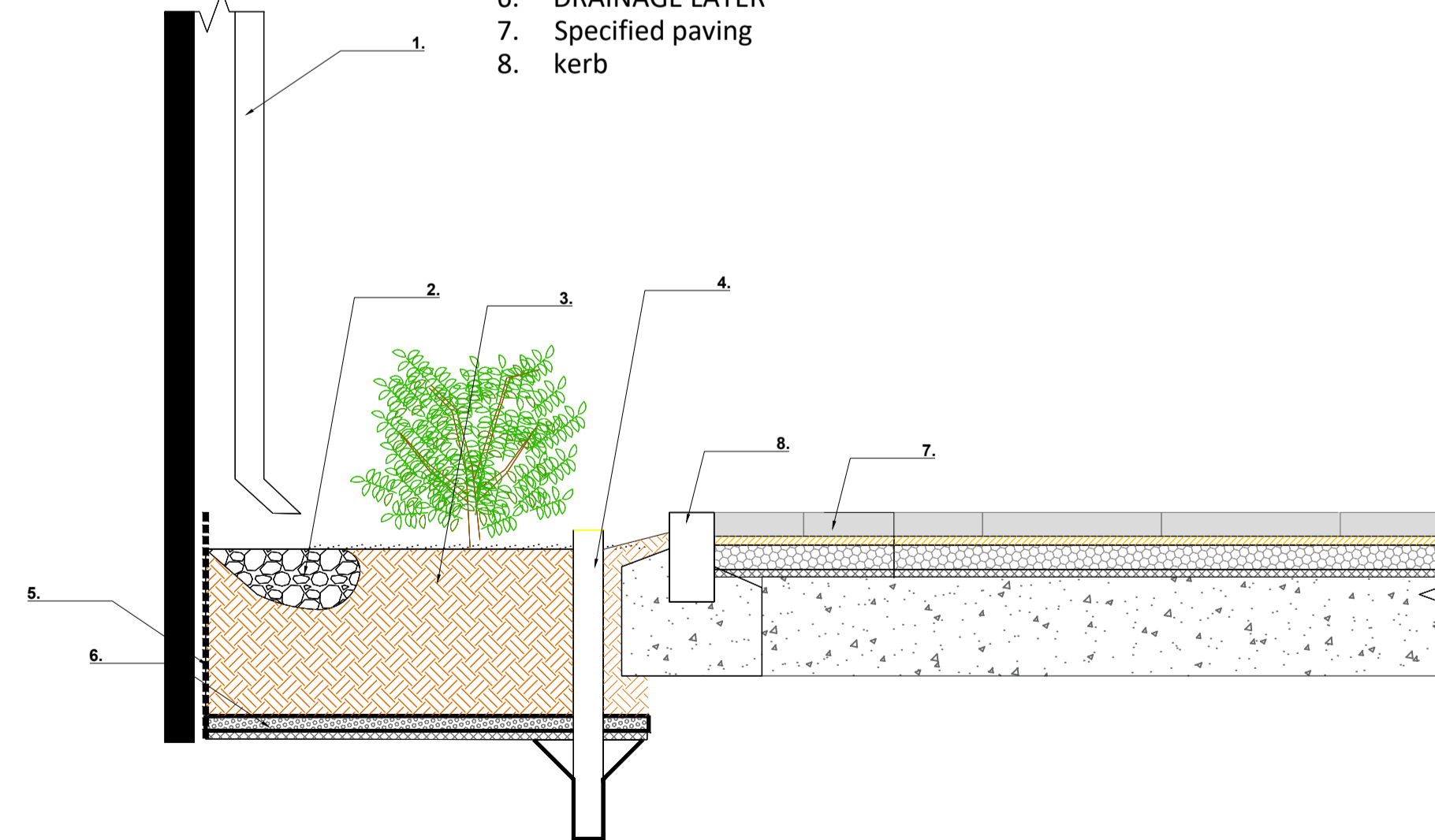
- ⊕ 10% Feathered
- + 90% Whips

NATIVE WOODLAND MICROFOREST PLANTING

5
200

LEGEND:

1. DOWNPIPE
2. STONE TO PREVENT SPLASH /granular drainage material 6mm grit
3. SUBSTRATE - free draining topsoil min 450mm
4. OVERFLOW PIPE - cleaning access, drainage outlet to engineer's details
5. WATERPROOFING TO FACADE
6. DRAINAGE LAYER
7. Specified paving
8. kerb



RAINGARDENS TO BUILDINGS

4
200

REV	DESCRIPTION	DATE
01	PLANNING	25.10.24
00	PLANNING DRAFT	21.06.2024

Mitchell + Associates

PROJECT TITLE:
Social Housing Bundle 4&5
CLIENT:
NDA
DRAWING NAME:
Typical planting details
DRAWING NUMBER:
SHB5-LDR-DR-MAL-L-P1-0200
JOB NUMBER:
LSOC003
STATUS:
Planning

DRAWN: VK
CHECKED:
SCALE: 1:20 @ A1

NOTES:
All dimensions are in millimeters unless otherwise stated and shall be checked and confirmed by the contractor on site. Any discrepancies shall be immediately reported to the landscape architects. Work to figured dimensions only. Do not scale from drawing. Do Not Scale. Use Figured Dimensions Only. Not for Construction Purposes unless Specifically Marked. © This Drawing is Copyright of Mitchell + Associates.