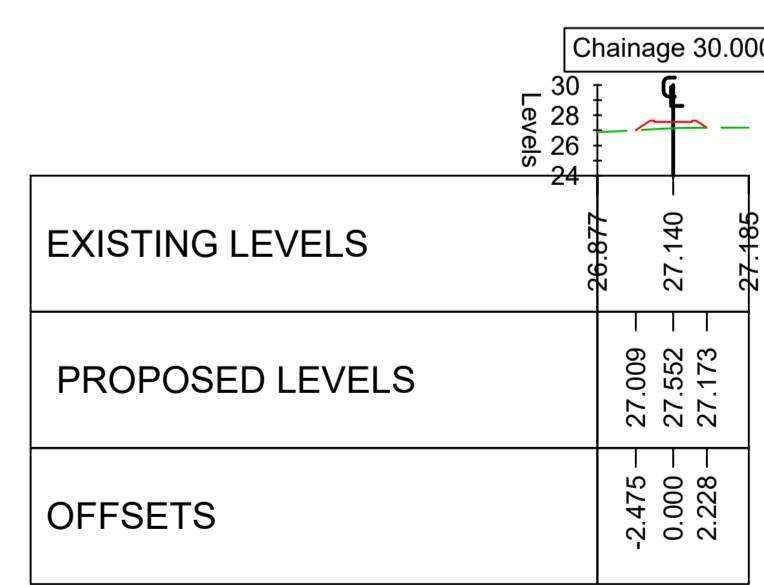
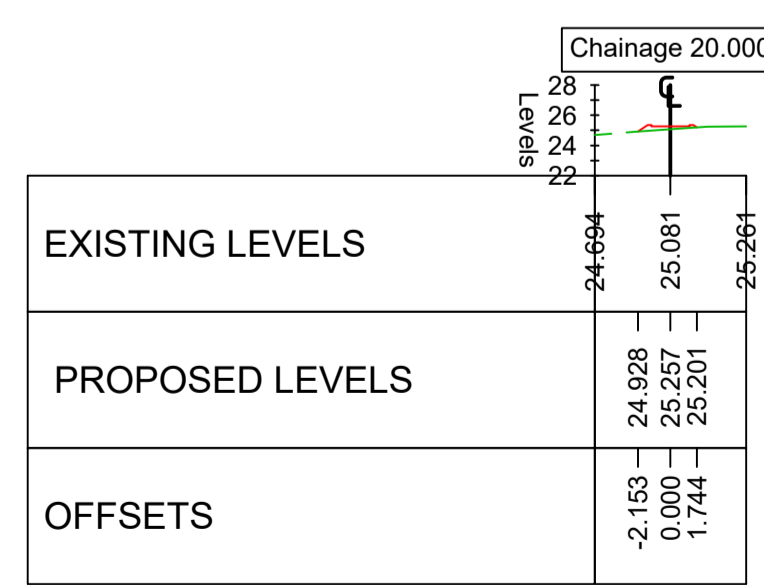
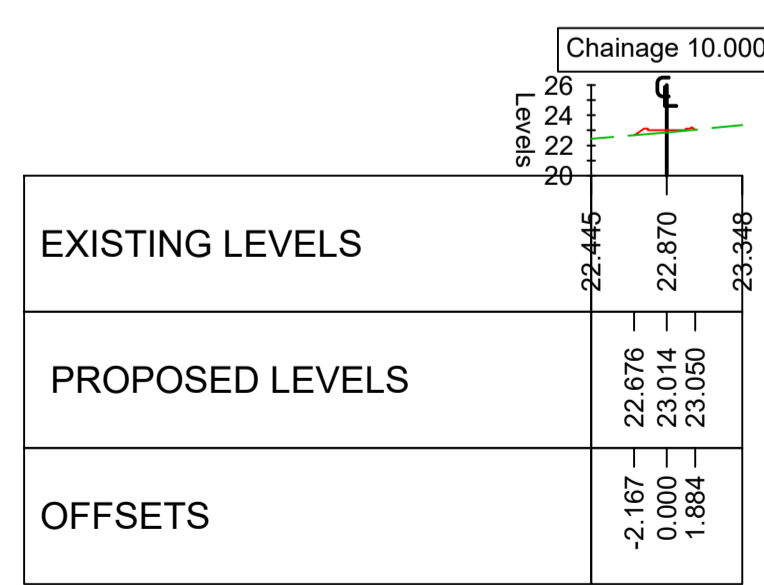
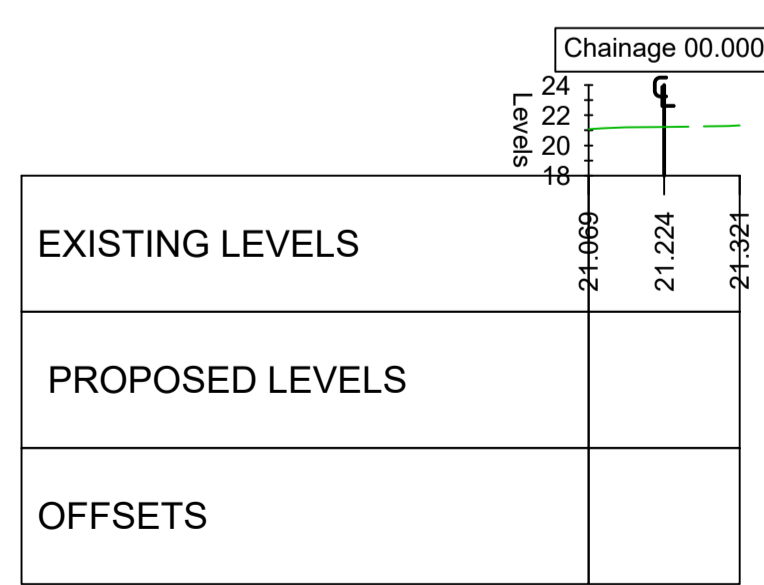
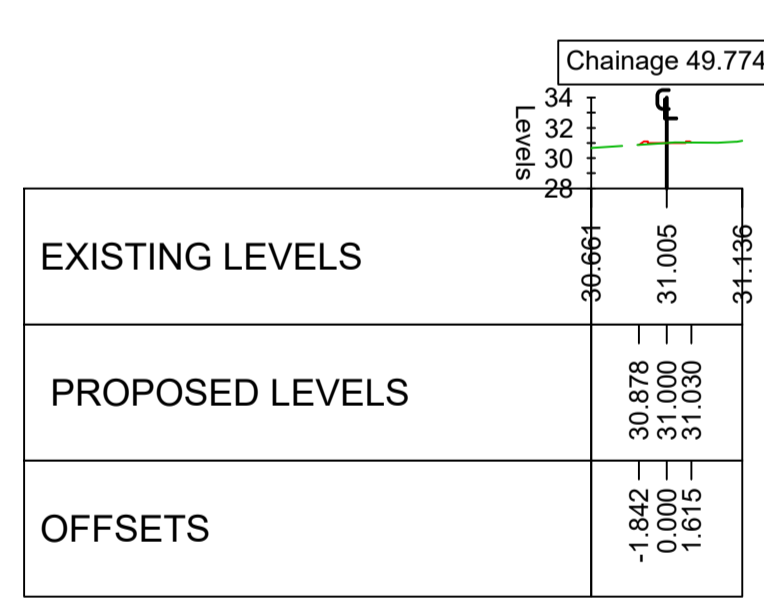
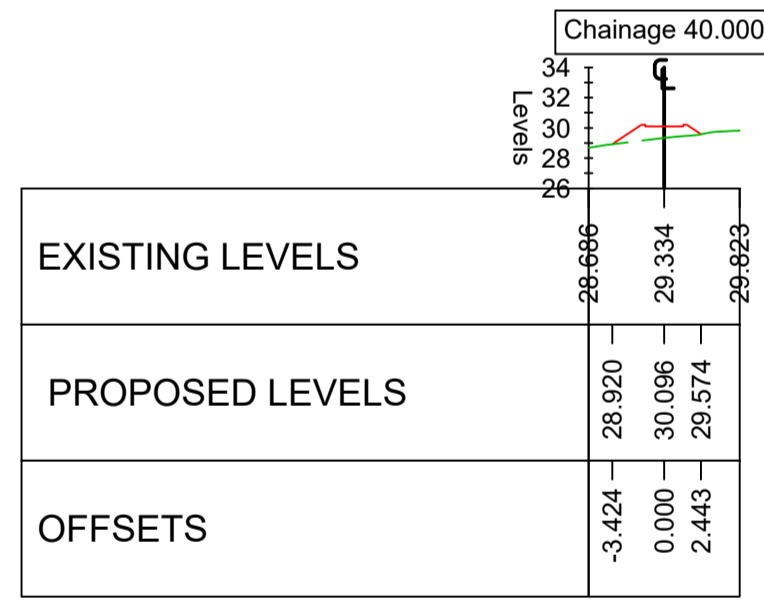


**A CROSS SECTIONS ALIGNMENT No.12**

161.25 Scale: @A1 H: 1:500 / V: 1:500



**PROJECT**  
 Cherrywood Green  
 Routes Network



**CONSULTANT**  
 AECOM  
 Adelphi Plaza  
 George's Street Upper  
 Dun Laoghaire Co.Dublin  
 Tel:+353(0)1 2383100 Fax:+353(0)1 2383199  
 www.aecom.com

- NOTES**
1. THIS DRAWING IS TO BE READ IN CONJUNCTION WITH ALL OTHER RELEVANT ENGINEERING DRAWINGS. ANY DISCREPANCIES, ERRORS OR OMISSIONS TO BE BROUGHT TO THE ATTENTION OF THE DESIGNER.
  2. THE LOCATION AND DEPTH OF SERVICES TO BE CHECKED ON SITE PRIOR TO COMMENCING ANY WORKS. NO WARRANTY GIVEN AS TO THE ACCURACY OF THE INFORMATION PROVIDED.
  3. THE EMPLOYERS REPRESENTATIVE IS TO BE INFORMED BY THE CONTRACTOR OF ANY DISCREPANCIES PRIOR TO COMMENCEMENT OF WORKS ON SITE.
  4. DO NOT SCALE. ALL MEASUREMENTS AND COORDINATES TO BE CHECKED ON SITE.
  5. LOCATIONS OF EXISTING SERVICES ARE INDICATIVE ONLY. THE CONTRACTOR MUST LIAISE WITH EACH UTILITY PROVIDER THROUGHOUT THE WORKS.

**LEGEND:**

EXISTING LEVEL	---
PROPOSED LEVEL	—
THIRD PARTY ADJOINING DEVELOPMENT LEVELS	---

**ISSUE/REVISION**

I/R	DATE	DESCRIPTION
A	MARCH 2022	ISSUED FOR PART 8

**KEY PLAN**

**PROJECT NUMBER**  
 60599677

**SHEET TITLE**  
 PROPOSED CROSS SECTIONS  
 ALIGNMENT No. 12  
 SHEET 1 OF 1

**SHEET NUMBER**  
 60599677\_SHT\_161.25

This drawing has been prepared for the use of AECOM's client. It may not be used, modified, reproduced or relied upon by third parties, except as agreed by AECOM or as required by law. AECOM accepts no responsibility, and denies any liability, whatsoever, to any party that uses or relies on this drawing without AECOM's express written consent. Do not scale this document. All measurements must be obtained from the stated dimensions.