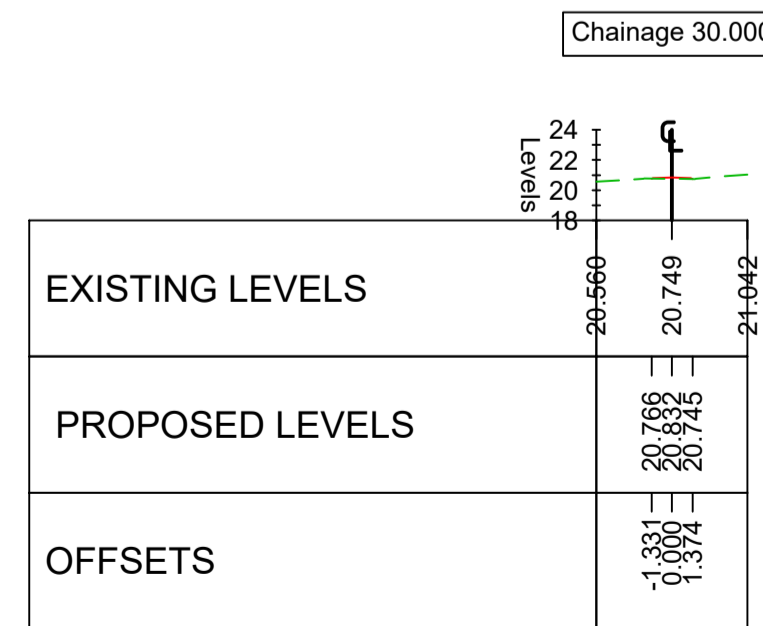
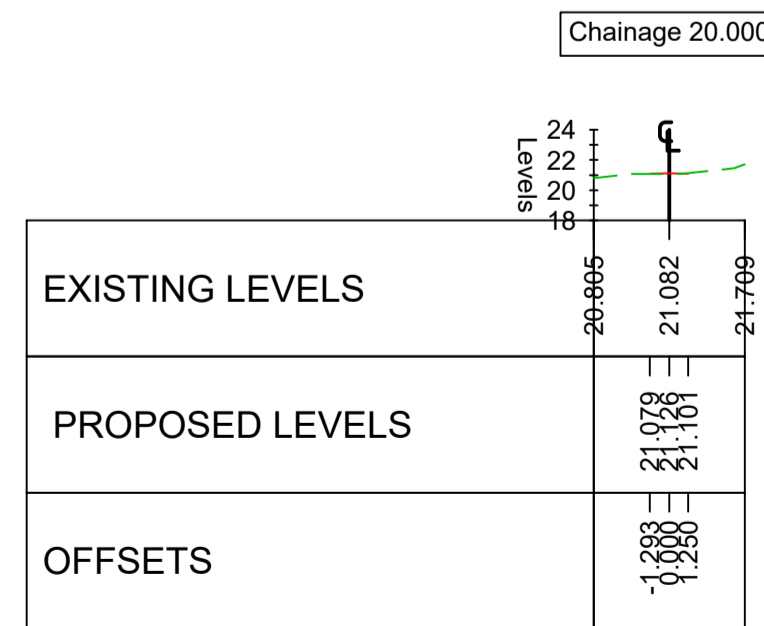
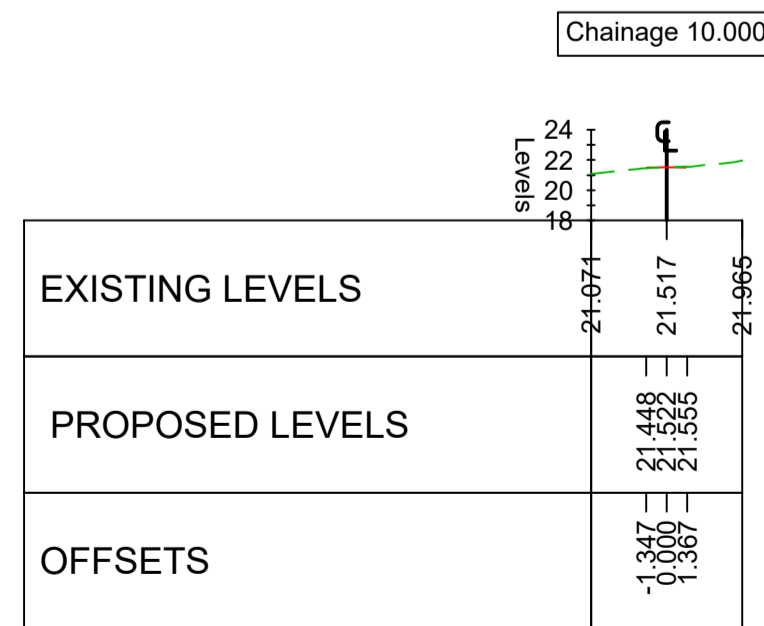
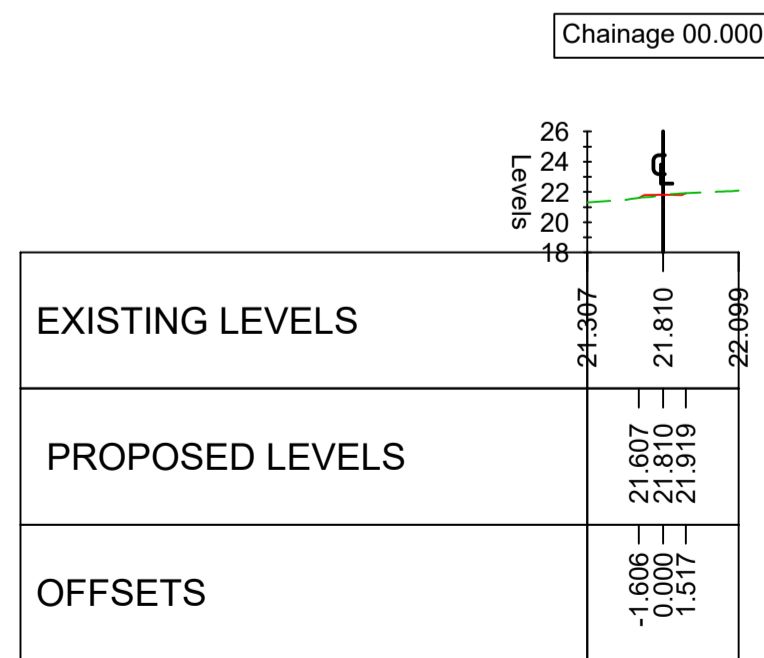
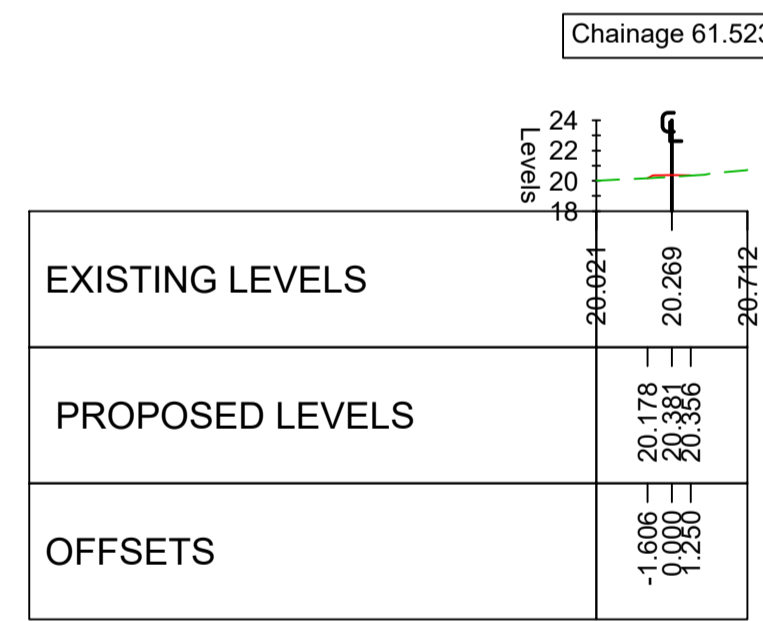
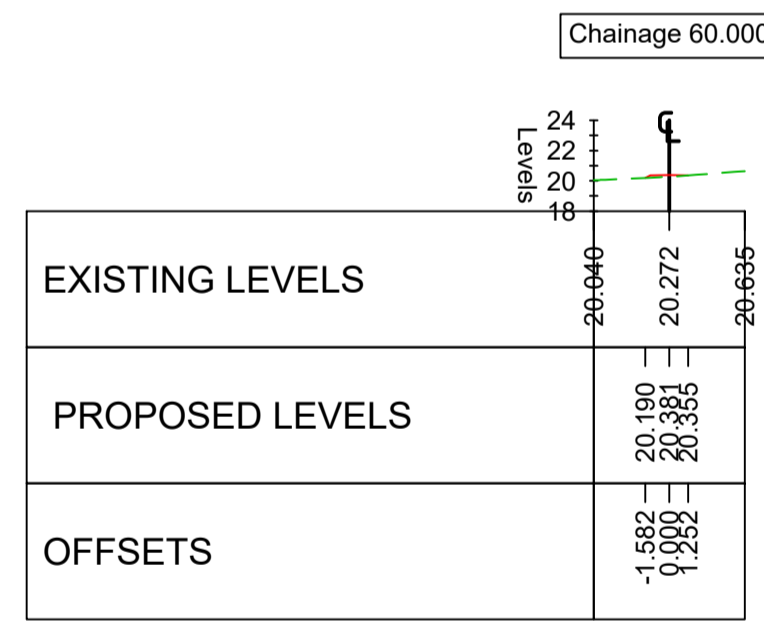
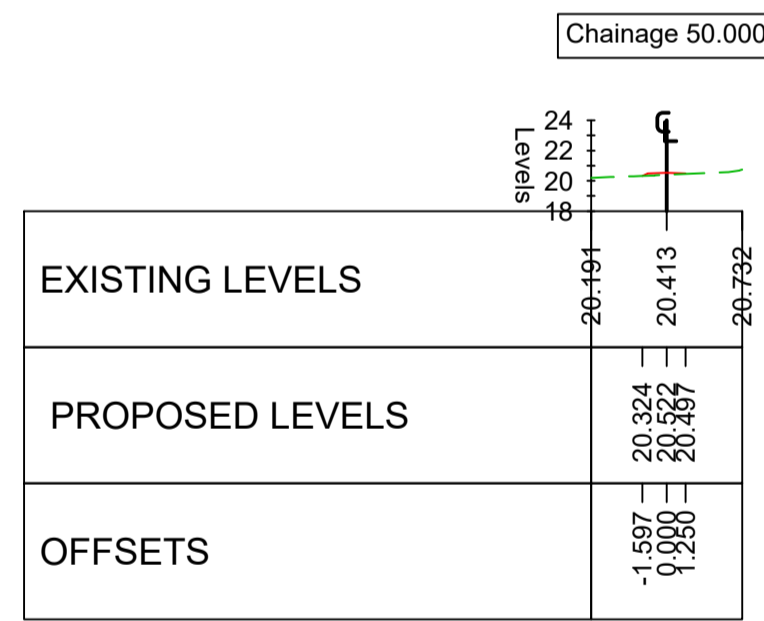
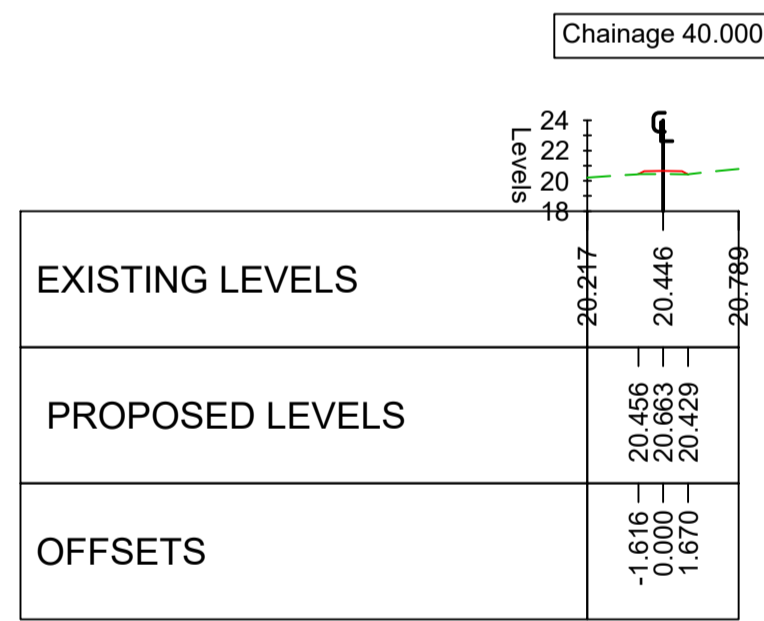


A CROSS SECTIONS ALIGNMENT No.13

161.26 Scale: @A1 H: 1:500 / V: 1:500



PROJECT

Cherrywood Green Routes Network

CLIENT



CONSULTANT

AECOM
Adelphi Plaza
George's Street Upper
Dun Laoghaire Co.Dublin
Tel:+353(0)1 2383100 Fax:+353(0)1 2383199
www.aecom.com

NOTES

1. THIS DRAWING IS TO BE READ IN CONJUNCTION WITH ALL OTHER RELEVANT ENGINEERING DRAWINGS. ANY DISCREPANCIES, ERRORS OR OMISSIONS TO BE BROUGHT TO THE ATTENTION OF THE DESIGNER.
2. THE LOCATION AND DEPTH OF SERVICES TO BE CHECKED ON SITE PRIOR TO COMMENCING ANY WORKS. NO WARRANTY GIVEN AS TO THE ACCURACY OF THE INFORMATION PROVIDED.
3. THE EMPLOYERS REPRESENTATIVE IS TO BE INFORMED BY THE CONTRACTOR OF ANY DISCREPANCIES PRIOR TO COMMENCEMENT OF WORKS ON SITE.
4. DO NOT SCALE. ALL MEASUREMENTS AND COORDINATES TO BE CHECKED ON SITE.
5. LOCATIONS OF EXISTING SERVICES ARE INDICATIVE ONLY. THE CONTRACTOR MUST LIAISE WITH EACH UTILITY PROVIDER THROUGHOUT THE WORKS.

LEGEND:

- EXISTING LEVEL
- PROPOSED LEVEL
- THIRD PARTY ADJOINING DEVELOPMENT LEVELS

ISSUE/REVISION

I/R	DATE	DESCRIPTION
A	MARCH 2022	ISSUED FOR PART 8

KEY PLAN

PROJECT NUMBER

60599677

SHEET TITLE

PROPOSED CROSS SECTIONS ALIGNMENT No. 13 SHEET 1 OF 1

SHEET NUMBER

60599677_SHT_161.26

This drawing has been prepared for the use of AECOM's client. It may not be used, modified, reproduced or relied upon by third parties, except as agreed by AECOM or as required by law. AECOM accepts no responsibility, and denies any liability, whatsoever, to any party that uses or relies on this drawing without AECOM's express written consent. Do not scale this document. All measurements must be obtained from the stated dimensions.