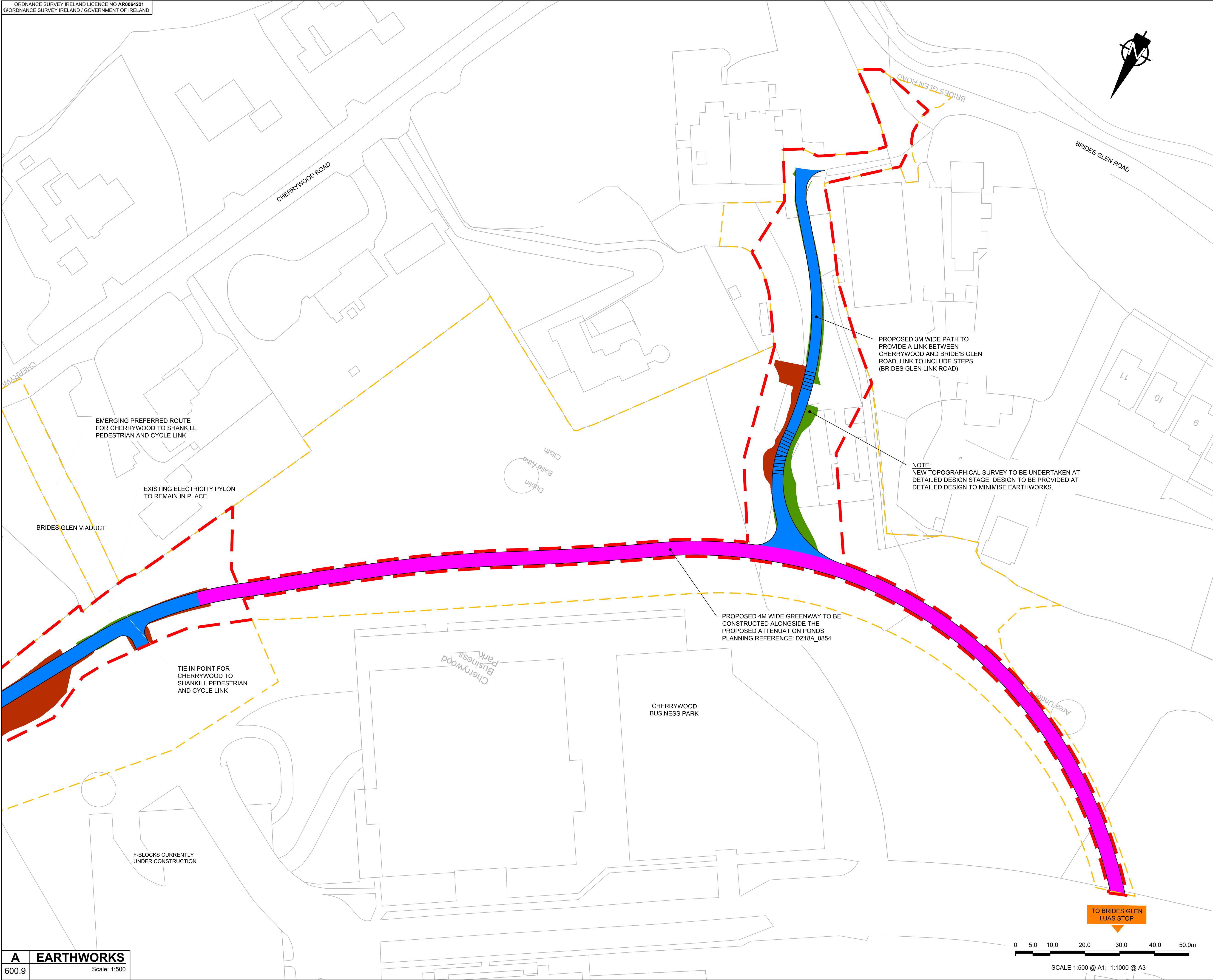


Project Management Initials: Designer: TM Checked: BMcM Approved: EG ISO A1 594mm x 841mm

File name: \\EU\AECOM\NET\COMEM\AUK\IED\B\2\CBSPR-402643_CHERRYWOOD_GREEN_NETWORK\900_CAD_GIS\910_CAD\20-SHEETS\60599677_SHT_600.DWG

Last saved by: MEHANT\2022.02.08) Last Plotted: 2022.03.15



A

EARTHWORKS

600.9

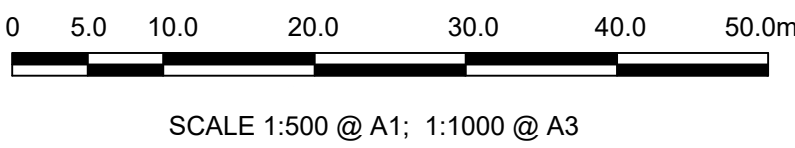
Scale: 1:500

Printed on % Post-Consumer Recycled Content Paper

PROPOSED 3M WIDE PATH TO PROVIDE A LINK BETWEEN CHERRYWOOD AND BRIDE'S GLEN ROAD. LINK TO INCLUDE STEPS. (BRIDES GLEN LINK ROAD)

NOTE: NEW TOPOGRAPHICAL SURVEY TO BE UNDERTAKEN AT DETAILED DESIGN STAGE. DESIGN TO BE PROVIDED AT DETAILED DESIGN TO MINIMISE EARTHWORKS.

PROPOSED 4M WIDE GREENWAY TO BE CONSTRUCTED ALONGSIDE THE PROPOSED ATTENUATION PONDS
PLANNING REFERENCE: DZ18A_0854



TO BRIDES GLEN
LUAS STOP



PROJECT

Cherrywood Green Routes Network

CLIENT



CONSULTANT

AECOM
Adelphi Plaza
George's Street Upper
Dun Laoghaire Co.Dublin
Tel:+353(0)1 2383100 Fax:+353(0)1 2383199
www.aecom.com

NOTES:

- THIS DRAWING IS TO BE READ IN CONJUNCTION WITH ALL OTHER RELEVANT ENGINEERING DRAWINGS. ANY DISCREPANCIES, ERRORS OR OMISSIONS TO BE BROUGHT TO THE ATTENTION OF THE EMPLOYER.
- ALL DIMENSIONS TO BE CHECKED BY THE CONTRACTOR ON SITE PRIOR TO COMMENCEMENT OF WORKS.
- EMPLOYERS REP TO BE INFORMED BY THE CONTRACTOR OF ANY DISCREPANCIES PRIOR TO THE COMMENCEMENT OF WORKS ON SITE.
- DIMENSIONS OF ALL BOUNDARIES AND ADJOINING ROADS TO BE CHECKED ON SITE PRIOR TO COMMENCEMENT OF WORKS.
- DO NOT SCALE. ALL MEASUREMENTS AND COORDINATES TO BE CHECKED ON SITE.

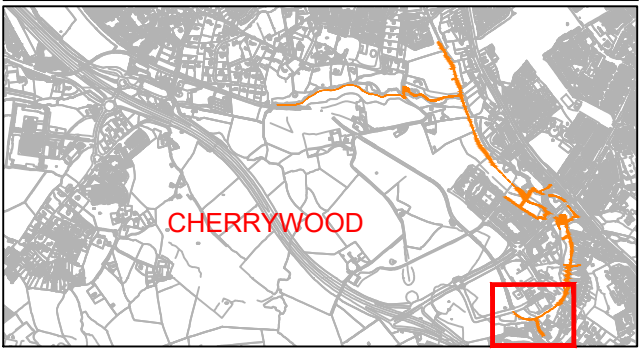
KEY:

- GREENWAY EARTHWORKS FOR FULL DEPTH PAVEMENT CONSTRUCTION - REFER TO (CROSS SECTION DRAWING)
- PROPOSED 1.2 WALKWAY USING "NO DIG" CELLWEB - REFER TO (CROSS SECTION DRAWING)
- DESIGN BY OTHERS
- EARTHWORKS CUT
- EARTHWORKS FILL
- CONCRETE STEPS

ISSUE/REVISION

I/R	DATE	DESCRIPTION
A	MARCH 2022	ISSUED FOR PART 8
I/R	DATE	DESCRIPTION

KEY PLAN



PROJECT NUMBER

60599677

SHEET TITLE

EARTHWORKS
SHEET 9 OF 9

SHEET NUMBER

60599677_SHT_600.9

This drawing has been prepared for the use of AECOM's client. It may not be used, modified, reproduced or relied upon by third parties, except as agreed by AECOM or as required by law. AECOM accepts no responsibility and denies any liability whatsoever to any party that uses or relies on this drawing without AECOM's express written consent. Do not scale this document. All measurements must be obtained from the stated dimensions.