Part 6

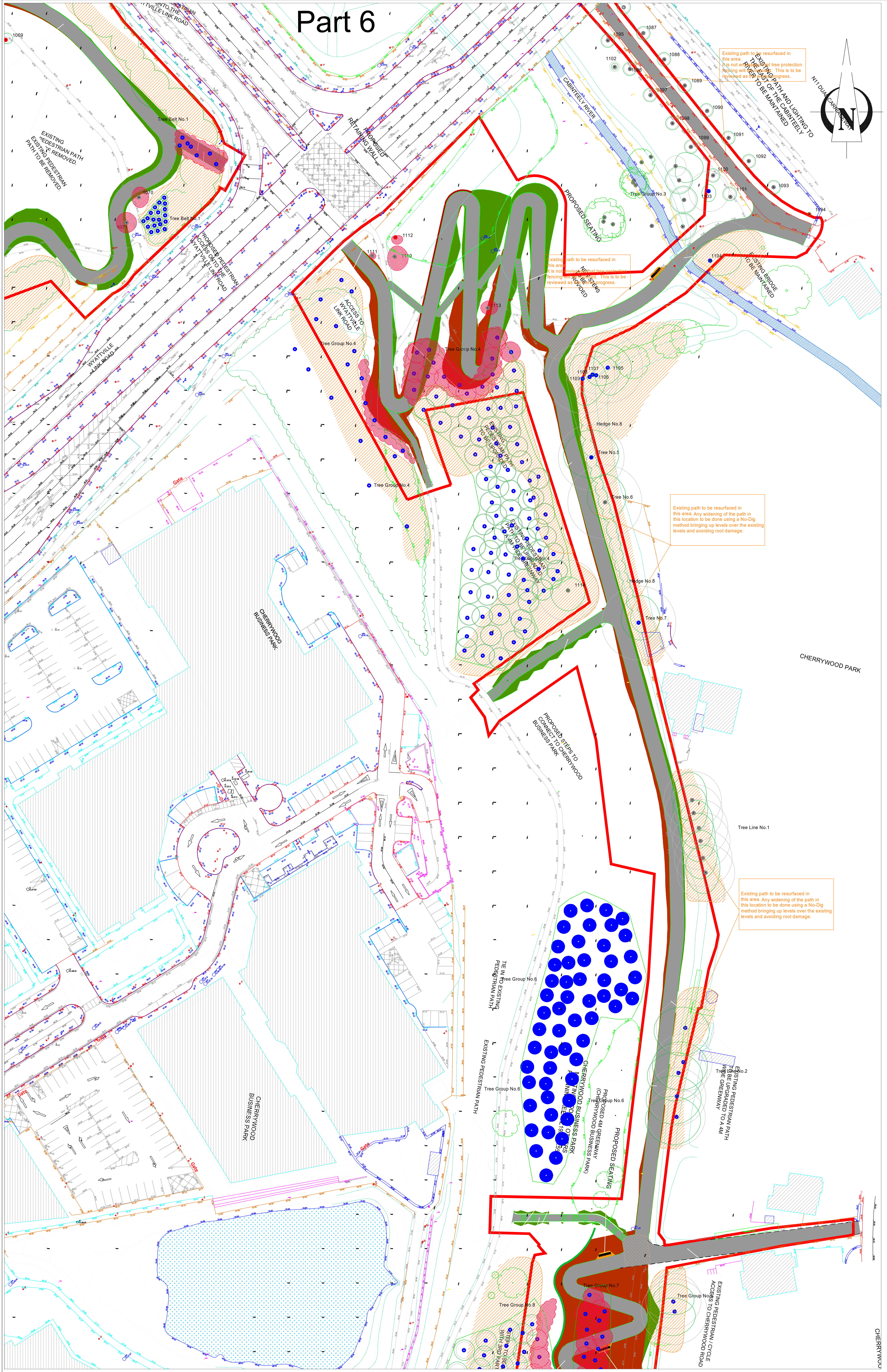

Part 7

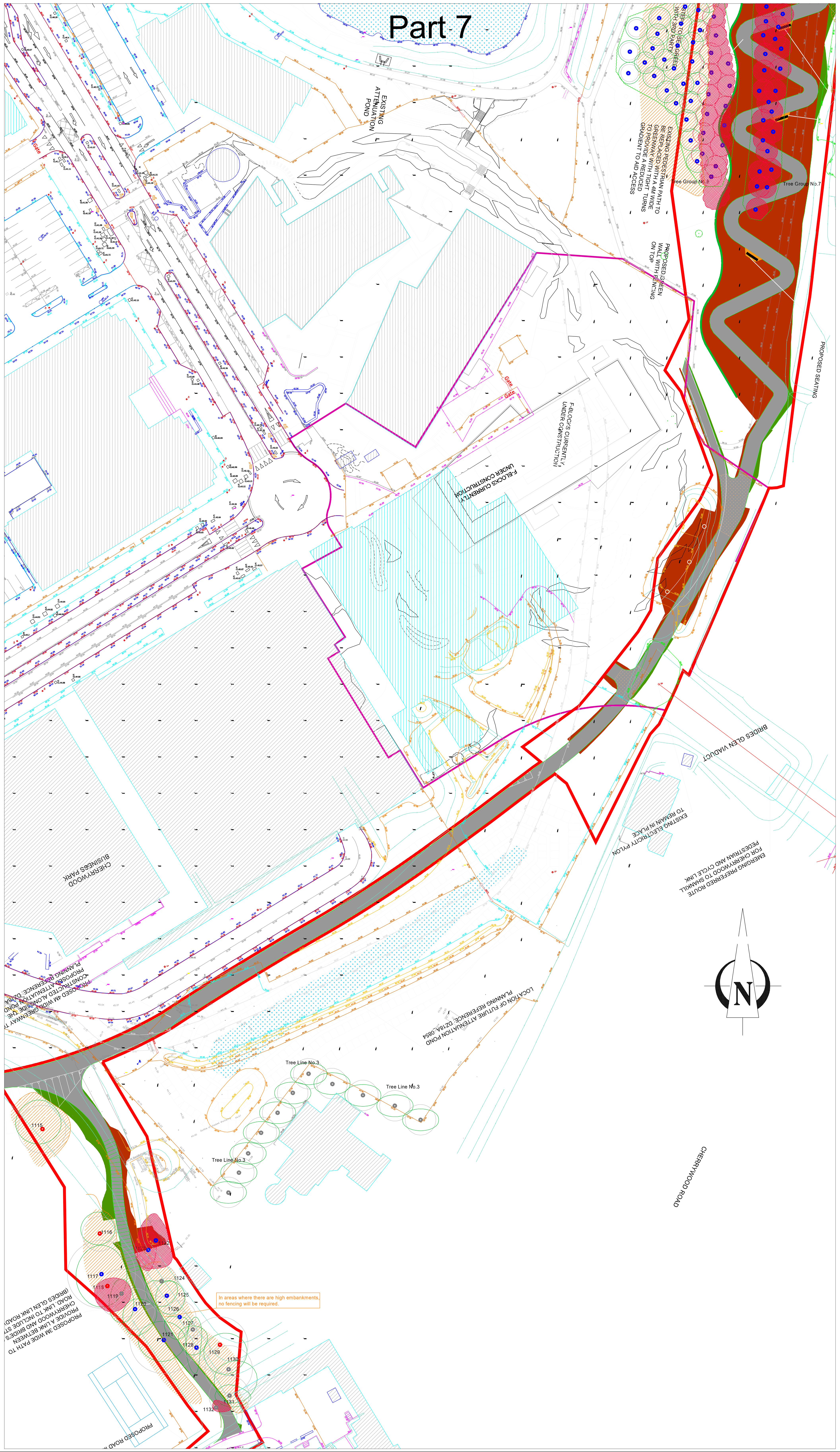

Notes:

Schedule of events

Works	Schedule
Site Meeting	Prior to any works commencing.
Tree Works – Felling & Pruning	Prior to any construction works commencing.
Tree Protection	After tree removal and pruning is complete and prior to any construction works commencing. The erection and removal of the protective fencing is to be scheduled in accordance with the phasing of the construction works.
Site Monitoring	Ongoing throughout the construction works.
Removal of Tree P rotection	Once all the main construction works are completed and in order to incorporate the area into the finished development.
Tree Review and Certification	Once all works are complete.

Tree Vegetation being retained

Trees Vegetation being removed.

Tree Protection Detail

Work Exclusion Zone
Tree

Protective fence line to protect work exclusion zone around trees being retained.

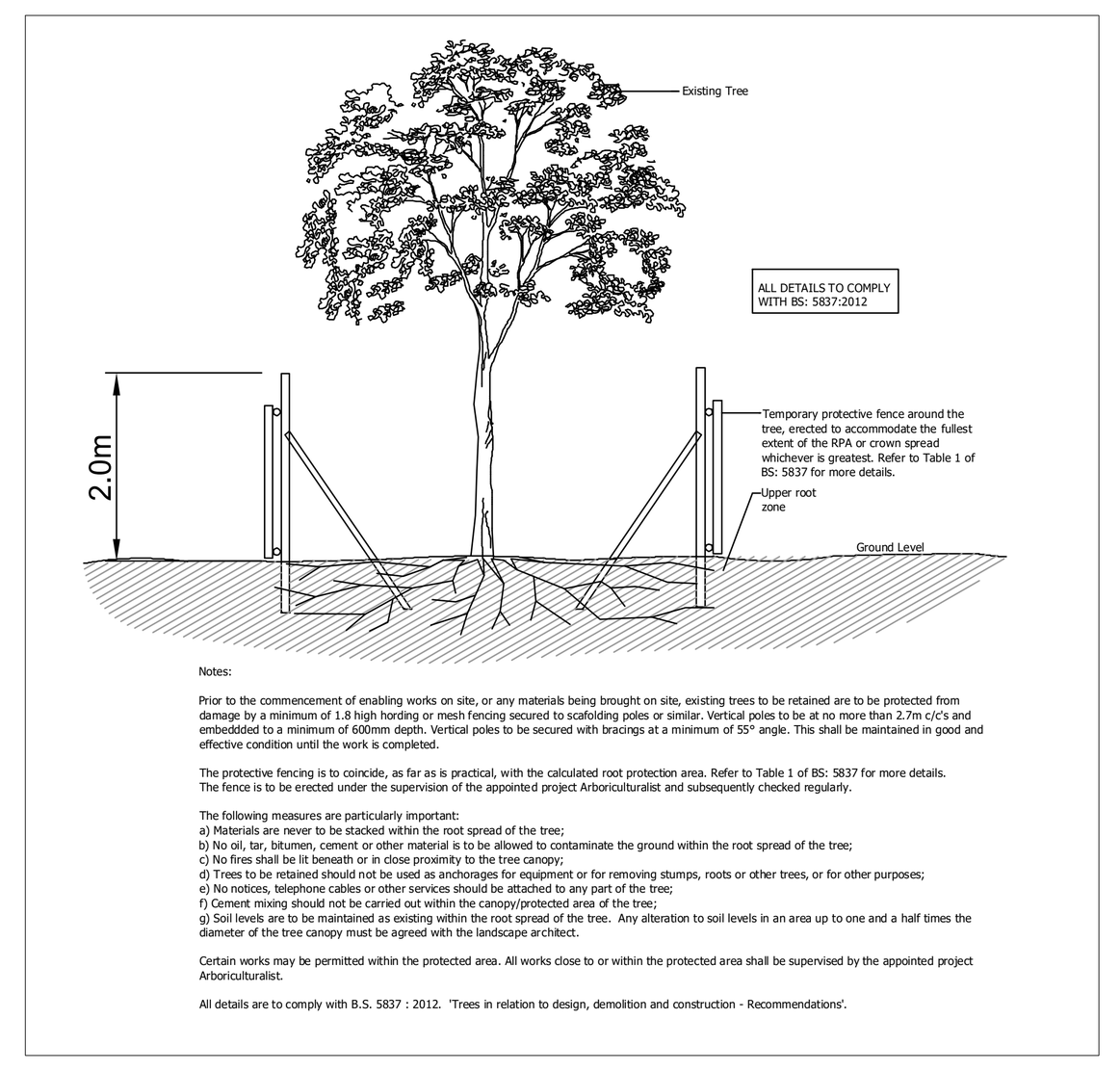

Protective fence detail as per BS 5837 2012.

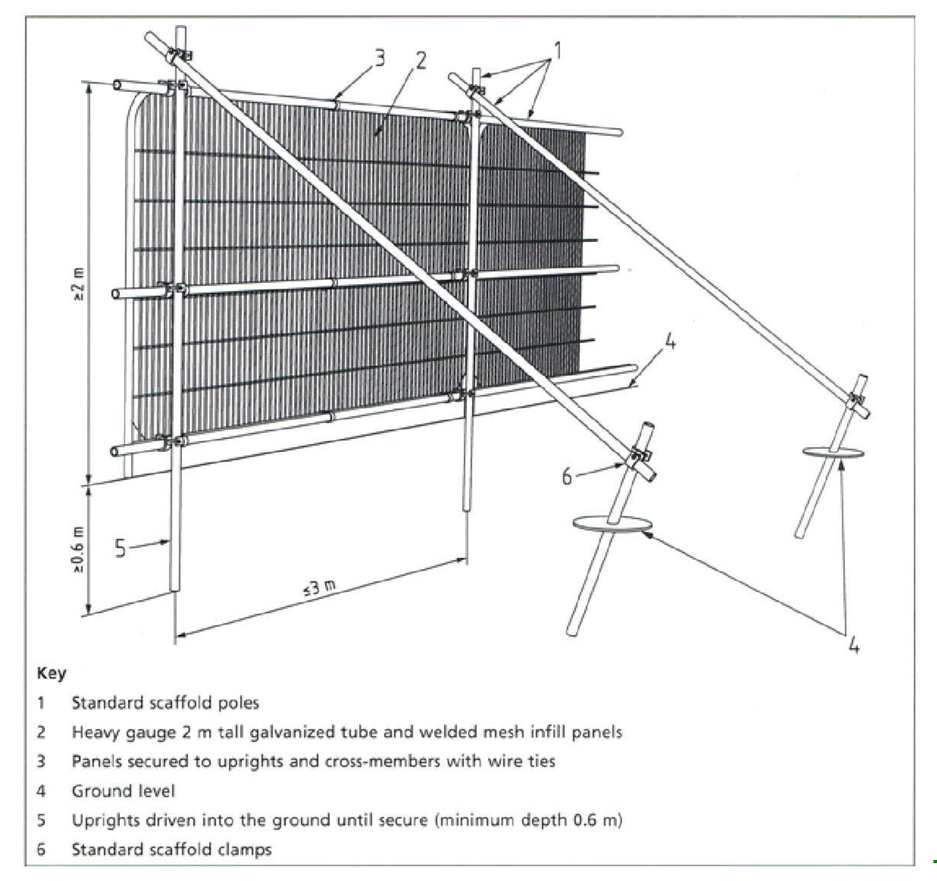

Detail of singage

Alternative fence type that could be used in areas where there will be a low concentration of works.

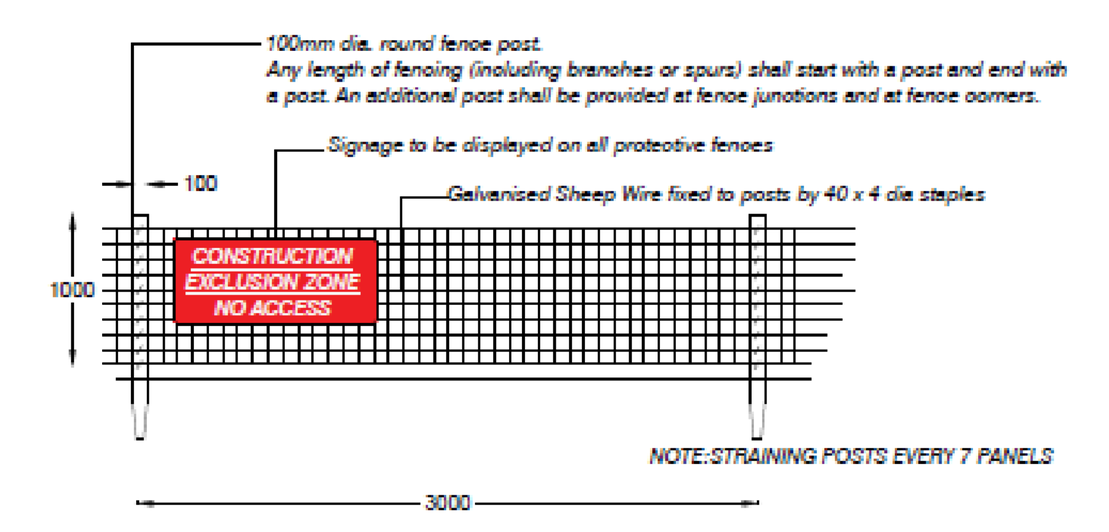

During the construction works the following is required:

1. The main contractor or site manager is to brief all people working on site on the tree protection measures and the procedure if works need to be carried out within these areas.
2. Storage of Material, Work Yards and staff car parking– are to be identified on the work drawings prior to the constuction works starting. These need to be positioned outside the root protection areas around the trees being retained.
3. The main contractor or site manager is to check the tree protective fencing daily and carry out any repairs required to ensure its staysupright and secure.
4. The main contractor or site manager is to liase with the projectArboriculturist if and when works are to be carried out close to or within the root protection areas around the trees.
5. Any works to occur within the protection areas such as landscaping is to be carried out manually with no machinery allowed. All soft and hard landscaping within the Root Protection Area (RPA) of the trees to be retained are to be carried out manually and the soil levels are not to be lowered or raised resulting in root damage to the trees. Recommendations of sections 8 of BS5837 2012 are to be adhered to during the landscaping within the RPA'S of the trees being retained.
6. The protective fencing around the trees is to stay in position until all the construction works are complete and are only to be removed following discussions and agreement with the project arborist.

The following is a list of activities that are not allowed within the RPA or within the vicinity of the trees being retained.

- Protect tree root systems from damage caused by runoff or spillage of noxious materials while mixing, placing, or storing construction materials.
- Protect root systems from ponding, eroding, or excessive wetting caused during construction operations.
- Do not store construction materials, debris, or excavated material inside tree protection zones. When excavating, place excavated soil on opposite side of trench away from the tree.
- Do not permit vehicles or foot traffic within tree protection zones; prevent soil compaction over root systems.
- Do not allow fires under or adjacent to remaining trees or other plants.
- Do not attach notice boards, cables or other services to any part of the tree.
- Do not use neighbouring trees as anchor points.
- Do not use high machinery such asTele-porters, cranes or other equipment close to trees to avoid damage to the crown or any other parts.

ARBORIST ASSOCIATES LTD.
94 BALLYBAWN COTTAGES, ENNISKERRY, CO. WICKLOW
TEL: 01-2742011 / 087-2629589

TITLE : Tree Protection Plan

Site : Cherrywood Linear Park Greenway

DATE:	Dwg No.CWG002 Parts 6 & 7	Scale 1:500 @ A0